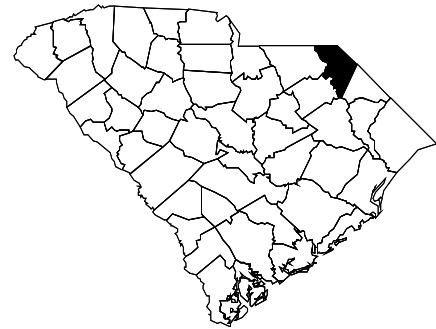




Diabetes In Marlboro County, 2012



Produced by the South Carolina Department of Health and Environmental Control

Impact of Diabetes in the United States

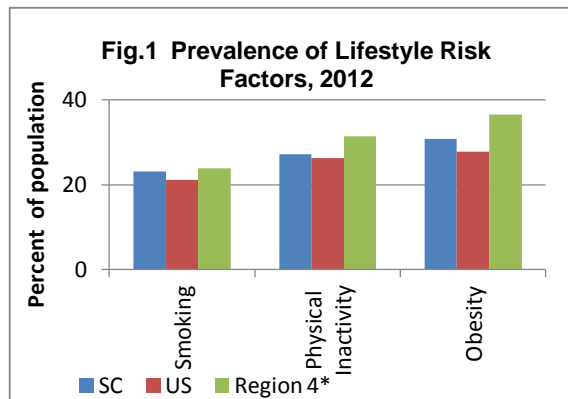
- Diabetes affects 25.8 million Americans and contributes to approximately 231,000 deaths a year.
- Diabetes is becoming more common in the United States. From 1980 through 2011, the number of Americans with diagnosed diabetes has more than tripled (from 5.6 million to 20.9 million).
- The direct and indirect costs of diabetes in the U.S. were nearly \$174 billion in 2008.
- 69,701 people died of diabetes in the U.S. in 2010.

Diabetes in South Carolina

- Approximately 421,549 adults in South Carolina are diagnosed with diabetes. African Americans have a 42% higher prevalence than Whites.
- The total direct costs of hospitalizations and emergency room visits were over \$4.7 billion in 2012.
- Diabetes is the seventh leading cause of death in South Carolina, claiming 1,186 lives in 2012.

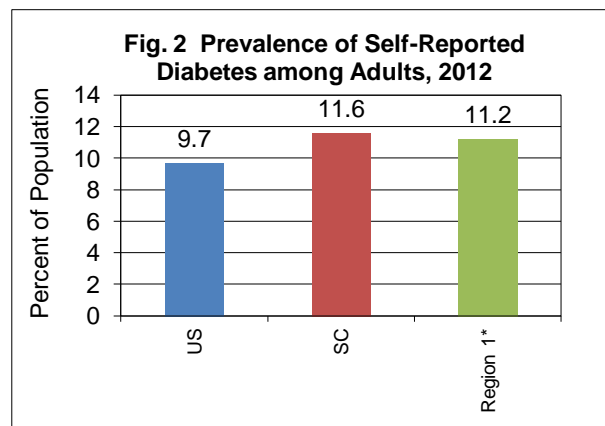
Behavioral Risk Factors

- Major behavioral risk factors, such as obesity and physical inactivity are partially responsible for development of type 2 diabetes (Fig 1).



Diabetes Prevalence

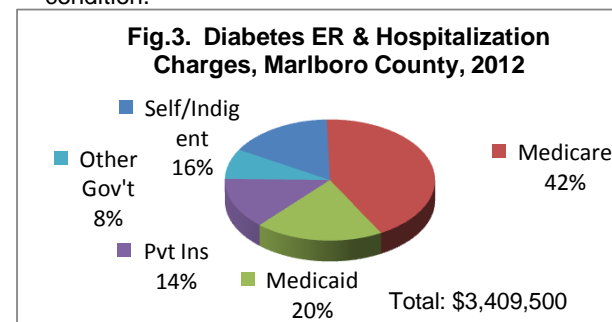
- An estimated 11.2% of adults in Region 1 suffer annually from diabetes (Fig 2).



*County-level BRFSS not available for 2012.

Hospital and Emergency Room Discharges

- In 2012, there were 88 hospitalizations for diabetes in Marlboro County for all ages.
- There were an additional 771 hospital discharges with diabetes-related conditions in Marlboro County.
- In 2012, there were 119 emergency room (ER) visits for diabetes as the primary diagnosis, among which 90 (76%) were by African-American patients.
- There were 622 ER visits for diabetes as a related condition.



- Medicare paid 42% of the ER and Hospitalization charges in Marlboro County (Fig 3).

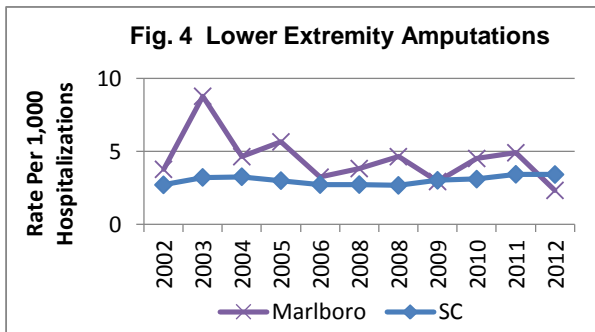
Complications

- 43% of patients hospitalized in SC for diabetes had complications in 2012; 49% of hospitalizations in Marlboro County (Table 1).
- In 2011, more than 74% of people in SC with diabetes had hypertension, compared with only 30% of people without diabetes.

Table 1. Hospitalizations for Diabetes Complications in Marlboro County in 2012

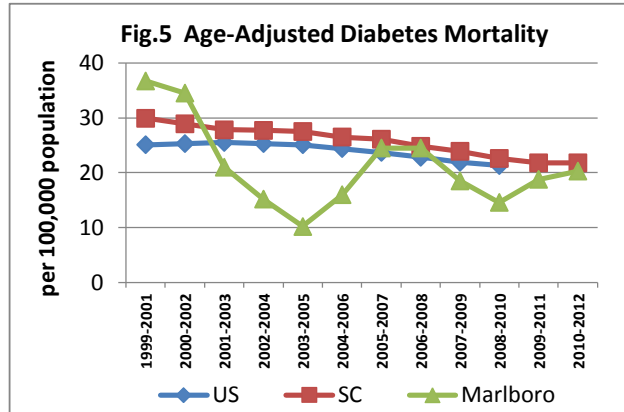
Diabetes Complication	Hospital Admissions	Percent of Diabetes Hospital Admissions	Total Charges
Renal Failure	328	39%	\$12,898,900
Lower Extremity Amputation	8	1%	\$544,300
Ketoacidosis	28	3%	\$657,000
Retinopathy	54	6%	\$2,220,600

- In 2011, more than 67% of people with diabetes had high cholesterol.
- 2012, the rates for lower extremity amputations among blacks in SC were 3 times the rates among whites.



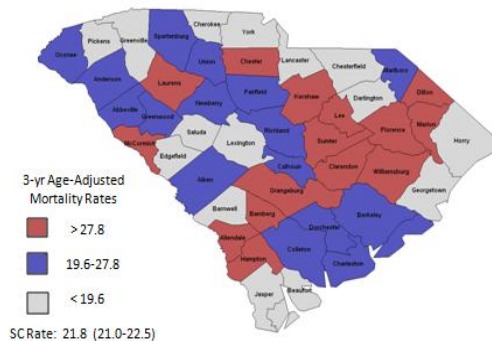
Mortality

- Diabetes is the ninth leading cause of death in Marlboro County.
- A total of 5 people in Marlboro County died from diabetes in 2012.



- The Marlboro County mortality rate was 14.5/100,000 in 2012, above the state average.
- Marlboro County ranks #10 in diabetes mortality in South Carolina 2010-2012.

Fig. 6 Diabetes Mortality 2010-2012



For More Information about diabetes contact:

Division of Diabetes, Heart Disease, Obesity and School Health
DHEC Bureau of Community Health and Chronic Disease Prevention

<http://www.dhec.sc.gov/health/chcdp/diabetes/index.htm>

Diabetes Initiative of South Carolina

<http://www.musc.edu/diabetes/>



Generated by: Division of Chronic Disease Epidemiology,
Bureau of Community Health and Chronic Disease Prevention

http://www.scdhec.gov/hs/epidata/state_reports.htm

Data Sources:

Behavioral Risk Factors and Diabetes Prevalence:

SC BRFS

<http://www.scdhec.gov/administration/phsis/biostatistics/brfss/>

Mortality Data:

Vital Statistics, DHEC Division of Biostatistics 803-898-3627



Hospital Discharges and ER Visits:

Office of Research and Statistics
SC Budget and Control Board (803) 898-9940



For more details, please view the Technical Document below

www.scdhec.gov/health/epidata/docs/EpiTechNotes.pdf