

# Flu Watch

Week Ending October 13, 2012 (MMWR Week 41)

*All data are provisional and may change as more reports are received.*

In this issue:	
ILINet	2
Virologic surveillance	4
Rapid antigen tests	6
Hospitalizations and deaths	7
Syndromic Surveillance	7
Activity level definitions	11
SC influenza surveillance components	12

**MMWR Week 41 at a Glance:**

**Influenza Activity Level: Sporadic**  
 Note: Activity level definitions are found on page 11

**ILI Activity Status (South Carolina baseline is 2.05%\*):** Below baseline in the Upstate (.08%), Midlands (.44%), and along the Coast (0%). The state ILI percentage was .32%. These data reflect reports from 14 (43.8%) providers.

**SC Viral Isolate and RT-PCR Activity:** Two positive specimens were reported. Since 9/30/12, 5 positive specimens have been reported.

**Positive Rapid Flu Test Activity:** Thirty-four positive rapid tests were reported. Since 9/30/12, 57 positive rapid tests have been reported.

**Hospitalizations:** One lab confirmed hospitalization was reported.

**Deaths:** No lab confirmed deaths were reported.

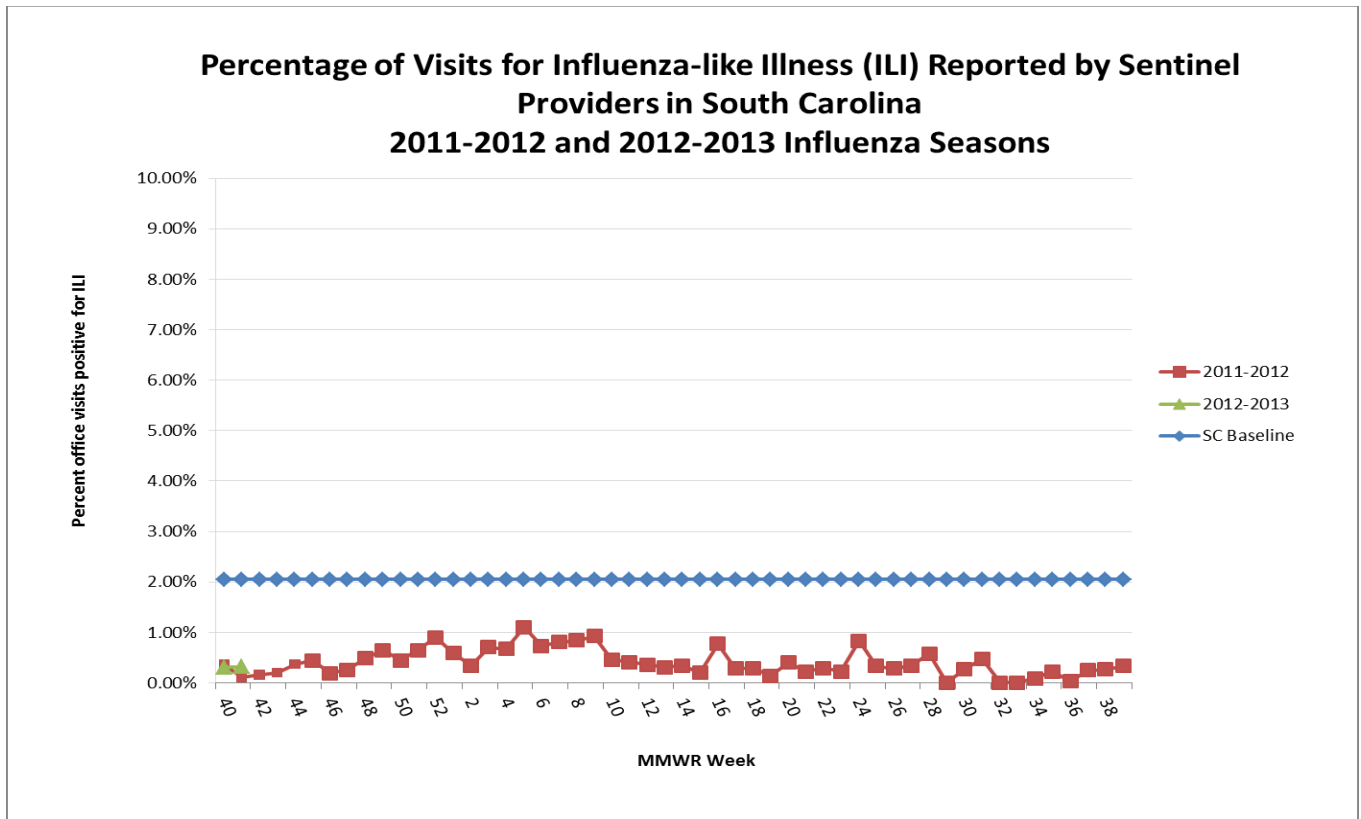
*\*\*Note: Additional charts and/or graphs will be presented as the season progresses and more data are available.*

Summary of ILI Activity, Positive Confirmatory Tests, and Influenza Associated Hospitalizations and Deaths

	Current week	Previous week	Change from previous week
Percent of ILI visits reported by ILINet providers	.32%	.31%	▲ .01
Number of positive confirmatory tests	2	3	▼ 1
Number of lab confirmed flu hospitalizations	1	0	▲ 1
Number of lab confirmed flu deaths	0	0	0

## I. ILINet Influenza-Like Illness Surveillance

During the most recent MMWR week, .32% of patient visits to SC ILINet providers were due to ILI. This is below the state baseline (2.05%). This ILI percentage compares to .11 % this time last year. Reports were received from providers in 12 counties, representing 6 of the 8 regions.



\*The SC baseline is the mean percentage of patient visits for ILI during non-influenza weeks (weeks when percent of positive lab tests was below 20%) for the previous three seasons plus two standard deviations.

## Influenza-Like Illness Reported by Sentinel Providers October 7, 2012 - October 13, 2012

County	ILI %	County	ILI %
Abbeville	---	Greenwood	NR
Aiken	0%	Hampton	0%
Allendale	---	Horry	NR
Anderson	3.03%	Jasper	NR
Bamberg	---	Kershaw	0%
Barnwell	---	Lancaster	---
Beaufort	0%	Laurens	NR
Berkeley	NR	Lee	---
Calhoun	---	Lexington	NR
Charleston	NR	Marion	---
Cherokee	---	Marlboro	---
Chester	---	McCormick	NR
Chesterfield	---	Newberry	---
Clarendon	---	Oconee	---
Colleton	---	Orangeburg	---
Darlington	---	Pickens	0%
Dillon	NR	Richland	.67%
Dorchester	NR	Saluda	0%
Edgefield	---	Spartanburg	0%
Fairfield	---	Sumter	NR
Florence	.36%	Union	---
Georgetown	NR	Williamsburg	---
Greenville	0%	York	.79%

NR: No reports received  
 ---: No enrolled providers



Geographic Region	ILI %	# of Reporters
Upstate-Regions 1 -2	.08	6
Midlands-Regions 3-5	.44	6
Coastal-Regions 6-8	0	2

\*County ILI percentages are affected by the number of reporting providers within that county.

## II. Virologic Surveillance

<i>Positive confirmatory influenza test results* Current MMWR Week (10/7/12-10/13/12)</i>		
	<b>BOL</b>	<b>Other clinical labs</b>
<b>Number of specimens tested</b>	5	NA
<b>Number of positive specimens</b>	2	0
<b>Influenza A unsubtype</b>		
<b>Influenza A H1N1</b>	2	
<b>Influenza A H3N2</b>		
<b>Influenza B</b>		
<b>Other</b>		

Includes culture, RT-PCR, DFA, and IFA

During the previous MMWR week, two positive specimens were reported.

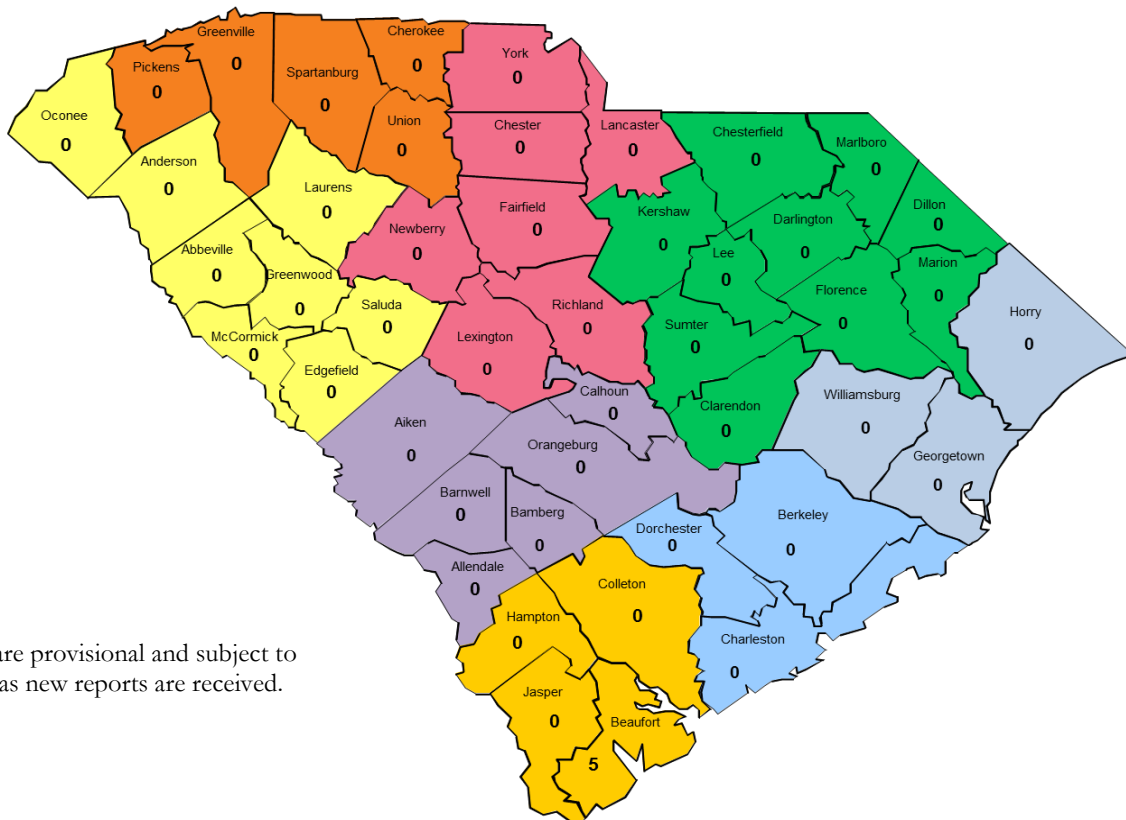
<i>Positive confirmatory influenza test results* Cumulative (09/30/12-10/13/12)</i>		
	<b>BOL</b>	<b>Other clinical labs</b>
<b>Number of specimens tested</b>	9	NA
<b>Number of positive specimens</b>	5	
<b>Influenza A unsubtype</b>		
<b>Influenza A H1N1</b>	5	
<b>Influenza A H3N2</b>		
<b>Influenza B</b>		
<b>Other</b>		

Includes culture, RT-PCR, DFA, and IFA

**Positive Confirmatory Tests by County  
Current Week 10/7/12-10/13/12**

County	Positive Tests	County	Positive Tests	County	Positive Tests
Abbeville		Dillon		Lexington	
Aiken		Dorchester		Marion	
Allendale		Edgefield		Marlboro	
Anderson		Fairfield		McCormick	
Bamberg		Florence		Newberry	
Barnwell		Georgetown		Oconee	
Beaufort	2	Greenville		Orangeburg	
Berkeley		Greenwood		Pickens	
Calhoun		Hampton		Richland	
Charleston		Horry		Saluda	
Cherokee		Jasper		Spartanburg	
Chester		Kershaw		Sumter	
Chesterfield		Lancaster		Union	
Clarendon		Laurens		Williamsburg	
Colleton		Lee		York	
Darlington					

**Map of Positive Confirmatory Tests by County  
Cumulative 09/30/12-10/13/12**



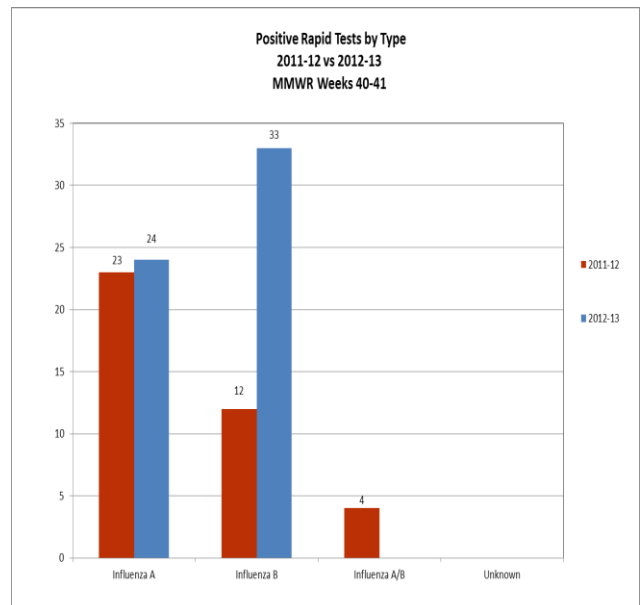
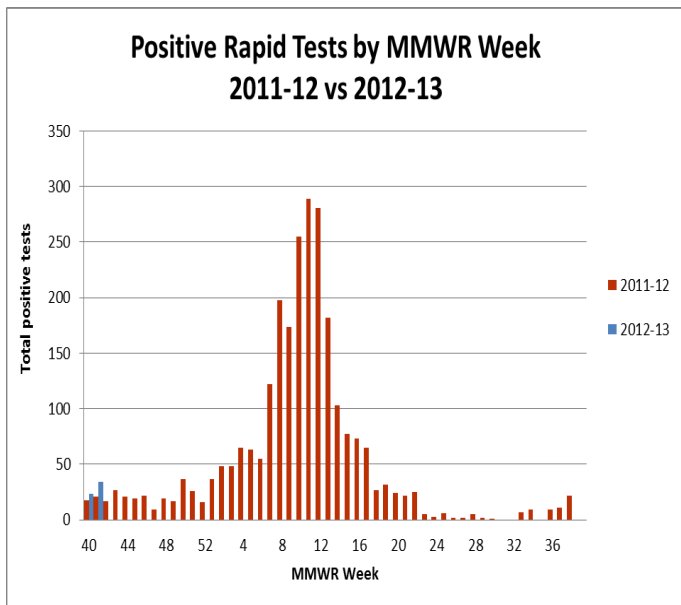
All data are provisional and subject to change as new reports are received.

### III. Positive Rapid Antigen Tests

During the past MMWR week, 34 positive rapid antigen tests were reported. Of these, there were 16 influenza A and 18 influenza B. This compares to 21 this time last year.

#### Positive Rapid Flu Tests by County October 7, 2012 – October 13, 2012

County	Positive Tests	County	Positive Tests	County	Positive Tests
Abbeville	2	Dillon		Lexington	
Aiken		Dorchester		Marion	
Allendale		Edgefield		Marlboro	
Anderson	4	Fairfield		McCormick	
Bamberg		Florence	1	Newberry	
Barnwell		Georgetown		Oconee	2
Beaufort	2	Greenville	3	Orangeburg	
Berkeley		Greenwood		Pickens	
Calhoun		Hampton		Richland	
Charleston	1	Horry	4	Saluda	
Cherokee		Jasper		Spartanburg	1
Chester		Kershaw		Sumter	14
Chesterfield		Lancaster		Union	
Clarendon		Laurens		Williamsburg	
Colleton		Lee		York	
Darlington					



## IV. Influenza hospitalizations and deaths

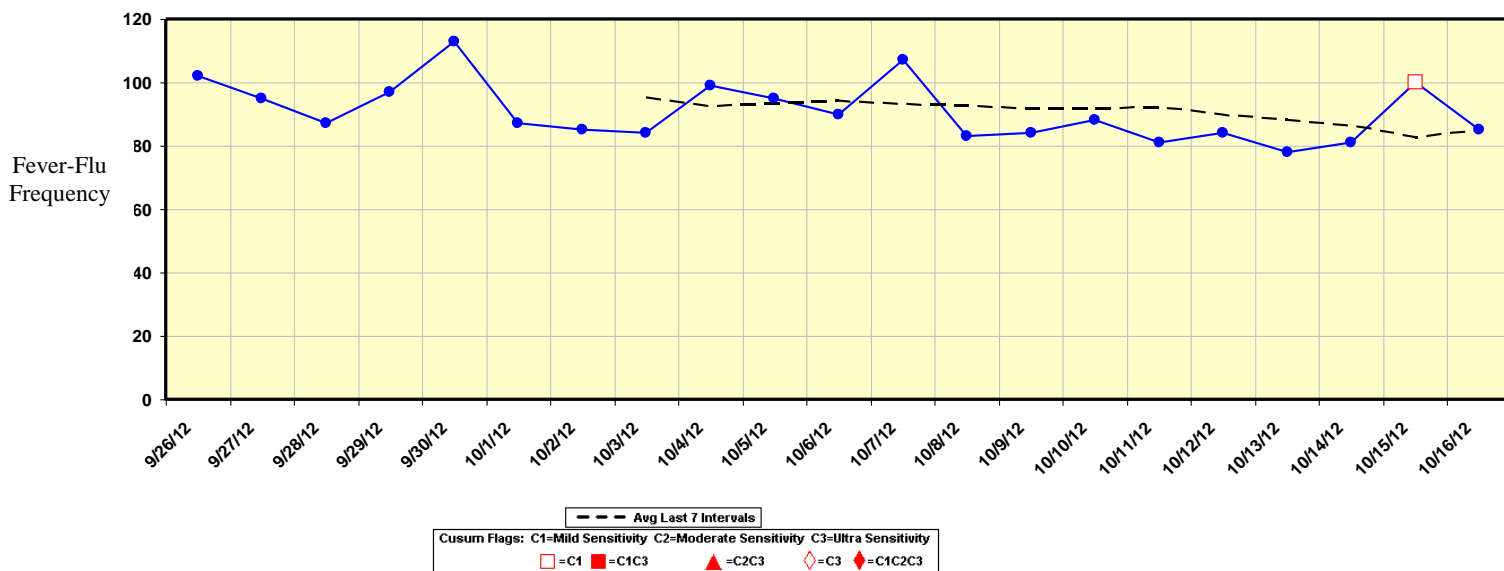
During the past MMWR week, one lab confirmed\* influenza hospitalization was reported. No lab confirmed deaths were reported.

	Total number*	
Number of Reporting Hospitals (Current week)	27	
	<i>Current MMWR Week (10/7-10/13/12)</i>	<i>Cumulative (since 09/30/12)</i>
Hospitalizations	1	1
Deaths	0	0

\*These data are provisional. Lab confirmation for hospitalizations and deaths includes culture, PCR, DFA, IFA, and rapid test.

## V. South Carolina Disease Alerting, Reporting & Tracking System (SC-DARTS)

### Statewide - Fever Flu Syndrome



### Cumulative Sums Analysis (CUSUM):

- C1 = Flags because of sharp rise in counts from 1 day to the next
- C2 = Flags because of aberrant, initial, rapid rise in counts and peak in counts
- C3 = Flags because of a gradual rise in counts over a short time

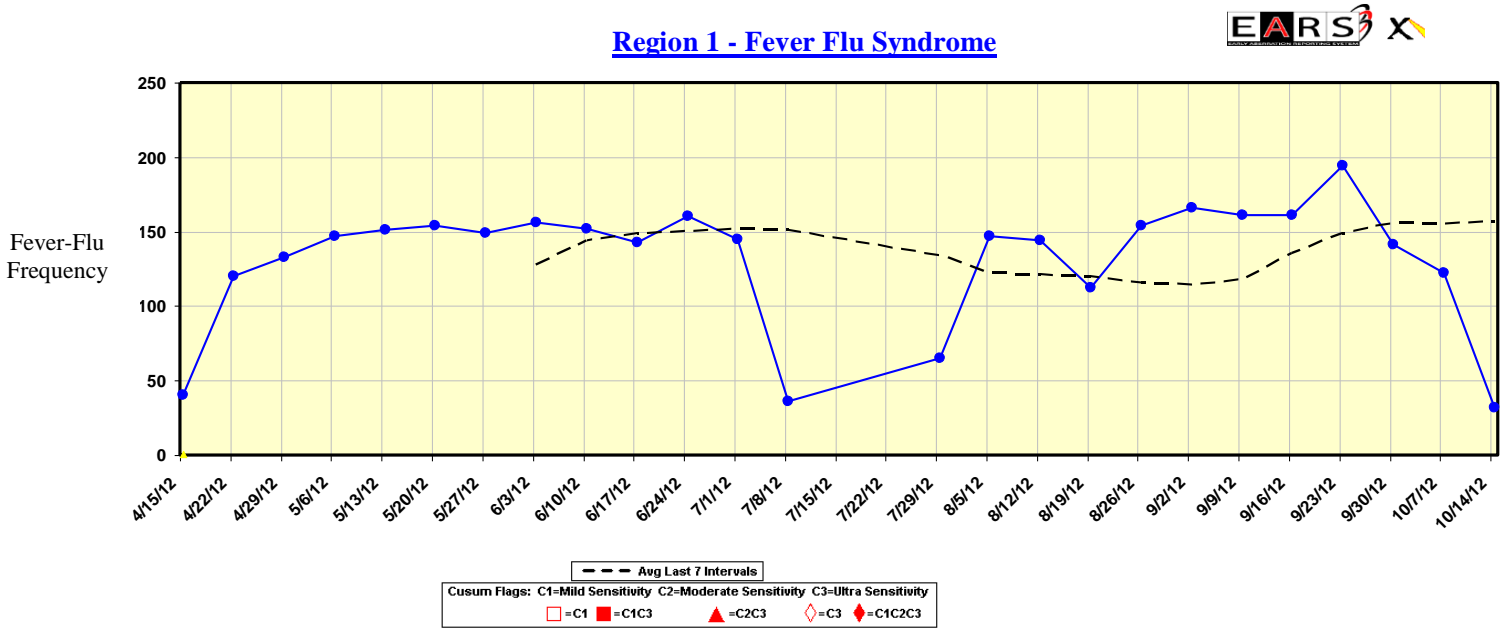
The SC Statewide Fever-Flu Syndrome graph above illustrates the daily counts of hospital emergency department (ED) visits with an Influenza-like Illness (ILI) for the past 21 days. A total of 21 hospital facilities are reporting to the SC-DARTS system. These 21 include: AnMed Health (Region 1); Self Regional (Region 1); Oconee Medical Center

(Region 1); Palmetto Health Alliance (Region 2 & 3); Greenville Hospital System (Region 2); Kershaw Health (Region 4); McLeod Health (Region 4); Elgin Urgent Care (Region 4); Medical University of South Carolina (Region 7); Roper (Region 7); St. Francis (Region 7); Trident (Region 7); Colleton (Region 8); and Hampton Regional (Region 8).

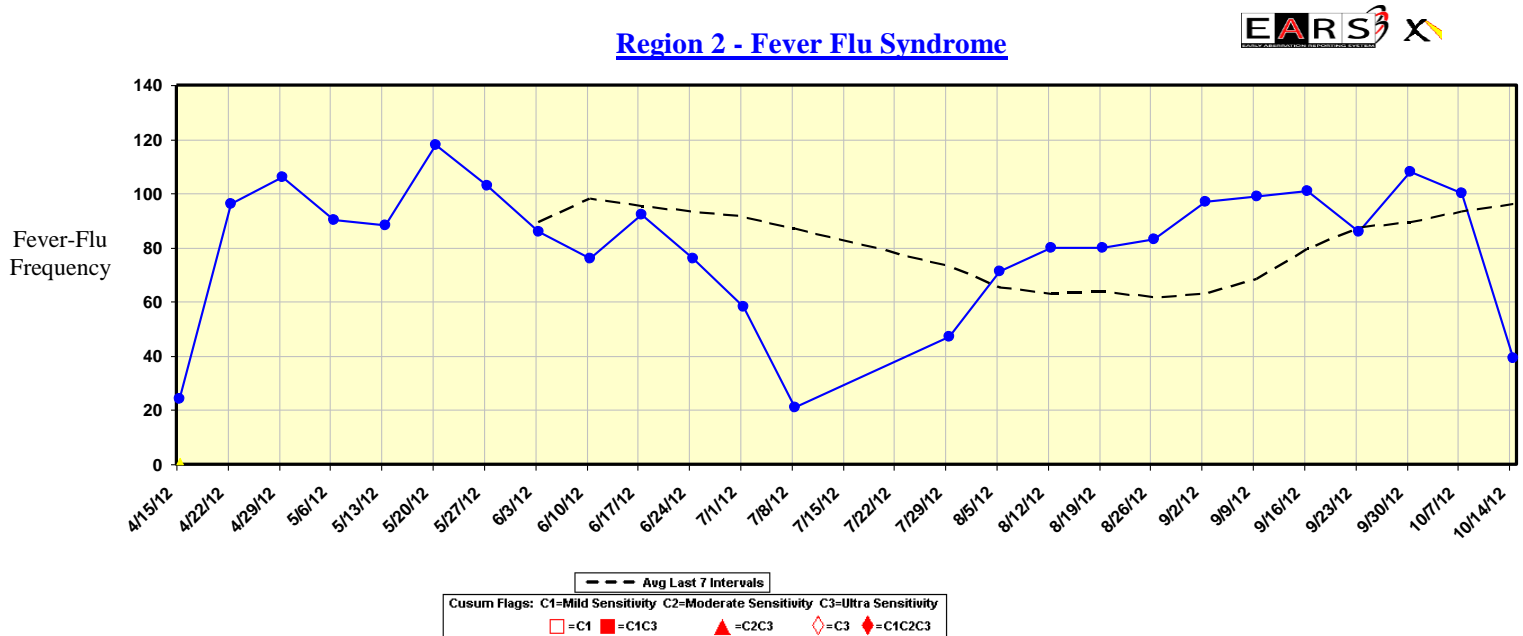
**Statewide CUSUM Flag Alerts Description:**

No flags for the past week.

Below are the fever-flu syndrome graphs by Region for the past 180 days (weekly interval).



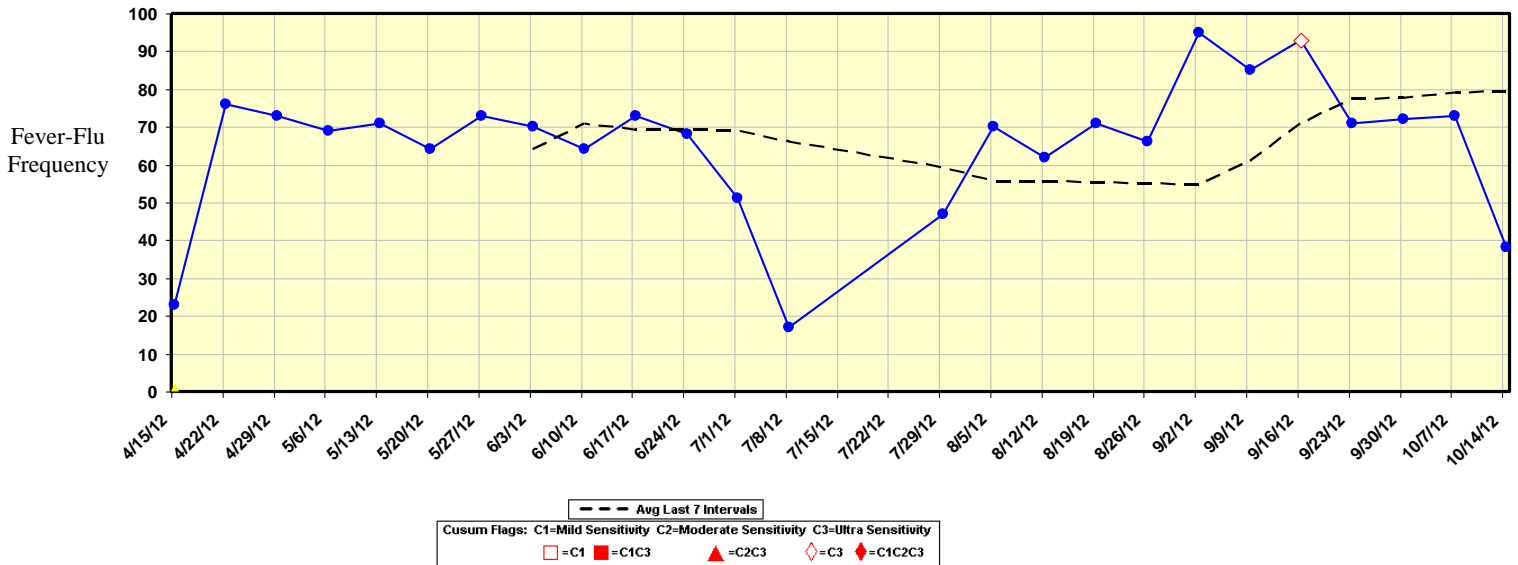
Region1 Hospitals (# of Facilities): AnMed Health (3); Self-Regional (1); Oconee Medical Center (1);





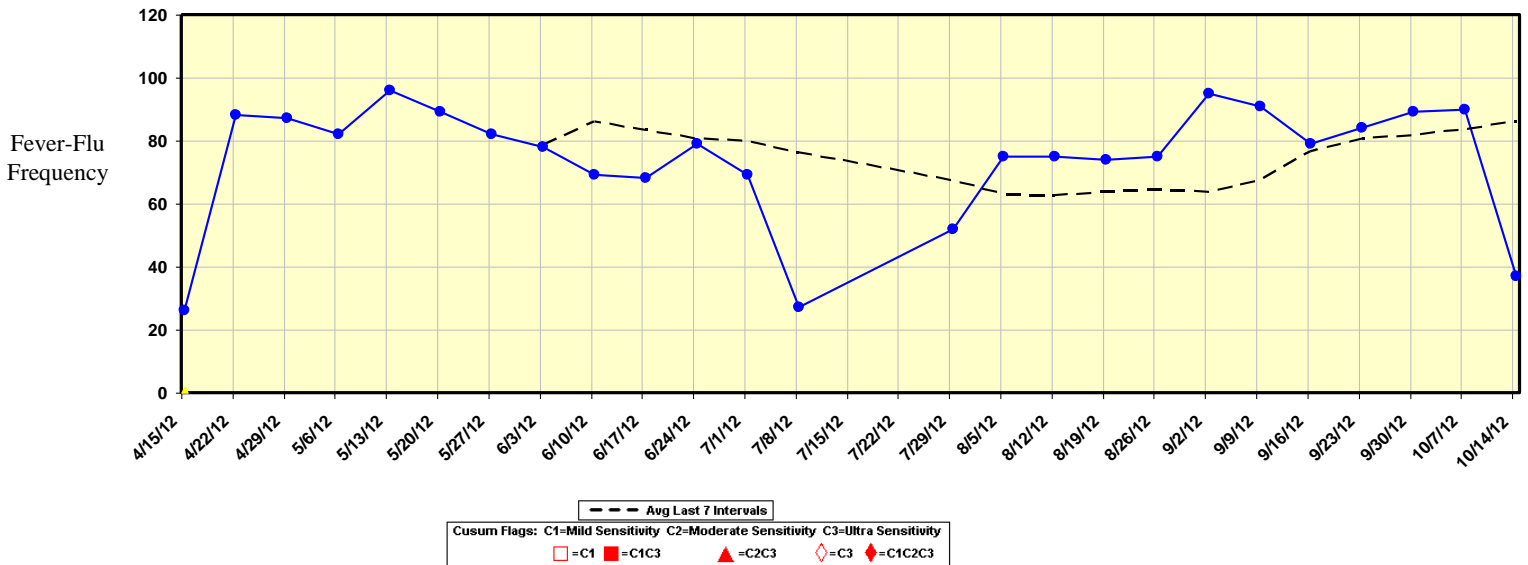
Region 2 Hospitals (# of Facilities): Greenville Hospital System (4); Palmetto Health Easley (1)

**Region 3 - Fever Flu Syndrome**



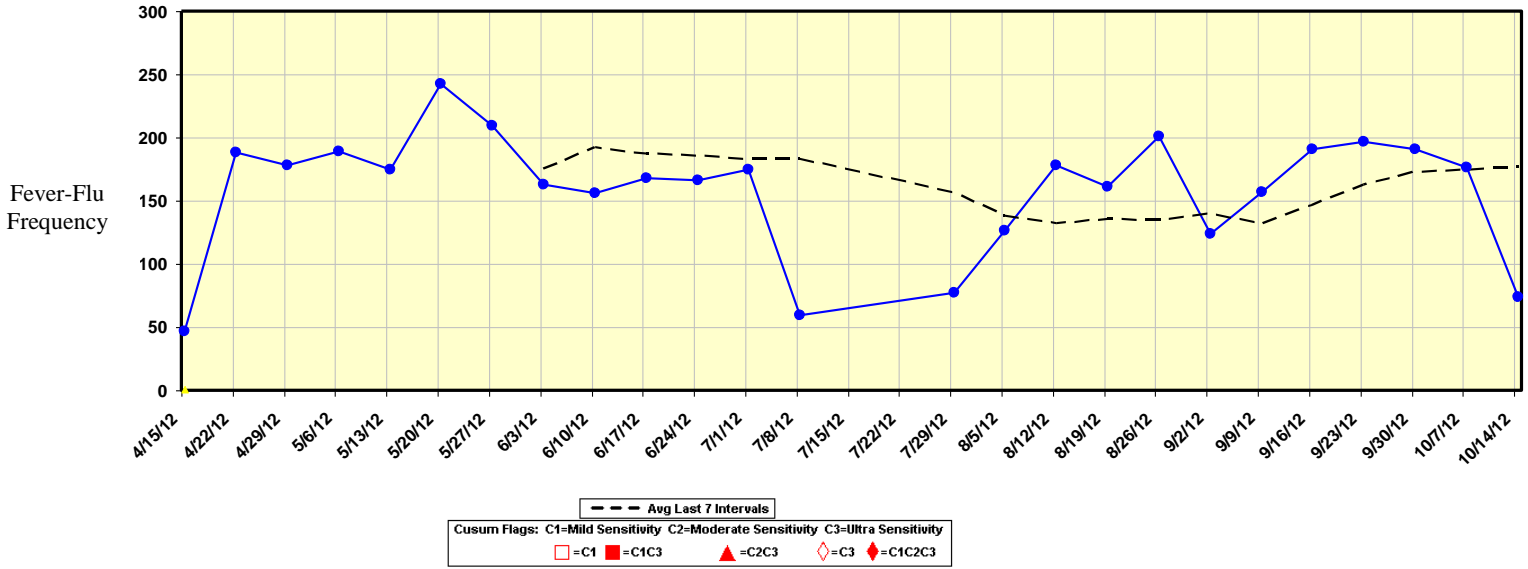
Region 3 Hospitals (# of Facilities): Palmetto Health Baptist (1), Palmetto Health Richland (1)

**Region 4 - Fever Flu Syndrome**



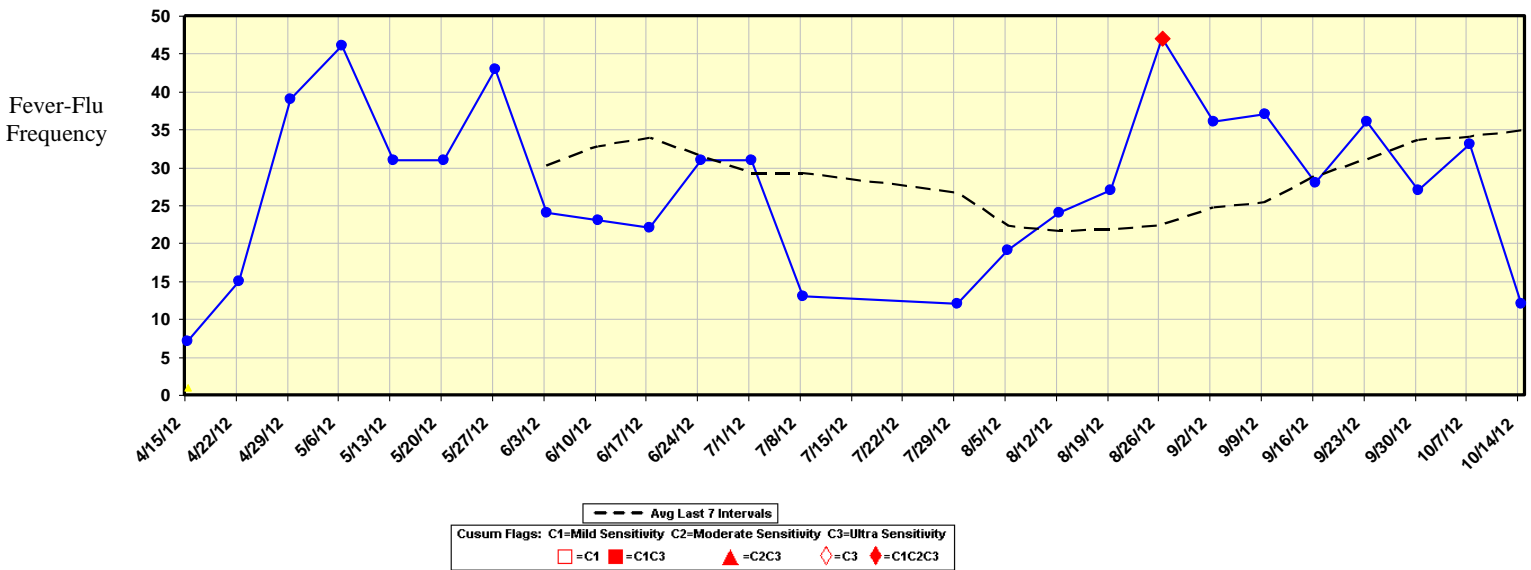
Region 4 Hospitals (# of Facilities): Kershaw Health (1); McLeod Health (1); Elgin Urgent Care (1)

### Region 7 - Fever Flu Syndrome



Region 7 Hospitals (# of Facilities): Medical University of South Carolina (1), Roper (1), St. Francis (1), Trident (1)

### Region 8 - Fever Flu Syndrome



Region 8 Hospitals (# of Facilities): Hampton Regional (1), Colleton (1)

## VI. Influenza activity levels

Activity Level	ILI activity/Outbreaks		Laboratory data
<b>No activity</b>	Low	<b>And</b>	No lab confirmed cases
<b>Sporadic</b>	Not increased	<b>And</b>	Isolated lab-confirmed cases
	<b>OR</b>		
<b>Local</b>	Not increased	<b>And</b>	Lab confirmed outbreak in one institution
	Increased ILI in 1 region; ILI activity in other regions is not increased	<b>And</b>	Recent (within the past 3 weeks) lab evidence of influenza in region with increased ILI
<b>Local</b>	<b>OR</b>		
	2 or more institutional outbreaks (ILI or lab confirmed) in 1 region; ILI activity in other regions is not increased	<b>And</b>	Recent (within the past 3 weeks) lab evidence of influenza in region with the outbreaks; virus activity is no greater than sporadic in other regions
<b>Regional</b>	Increased ILI in 2-3 regions	<b>And</b>	Recent (within the past 3 weeks) lab confirmed influenza in the affected regions
	<b>OR</b>		
<b>Regional</b>	Institutional outbreaks (ILI or lab confirmed) in 2-3 regions	<b>And</b>	Recent (within the past 3 weeks) lab confirmed influenza in the affected regions
	Increased ILI and/or institutional outbreaks (ILI or lab confirmed) in at least 4 of the regions	<b>And</b>	Recent (within the past 3 weeks) lab confirmed influenza in the state.

## VIII. South Carolina Influenza Surveillance Components

South Carolina influenza surveillance consists of mandatory and voluntary reporting systems for year-round influenza surveillance. These networks provide information on influenza virus strain and subtype and influenza disease burden.

### Mandatory Reporting

#### Positive confirmatory test reporting

Positive influenza culture, PCR, DFA, and IFA results from commercial laboratories should be reported to DHEC within 7 days electronically via CHESS or using a DHEC 1129 card.

#### Positive rapid antigen test reporting

*Summary numbers* of positive rapid influenza tests and influenza type identified should be sent to the regional health department by fax or email before noon on Monday for the preceding week.

#### Influenza death reporting

Lab confirmed influenza deaths in adults should be reported to DHEC within 7 days. Lab confirmed influenza deaths in children under age 18 should be reported within 24 hours. These include results from viral culture, PCR, rapid flu tests, DFA, IFA or autopsy results consistent with influenza. Hospitals should report deaths to their regional health department by noon on Monday for the preceding week.

#### Influenza hospitalizations

DHEC requires weekly submission of laboratory confirmed influenza hospitalizations. Hospitals should report these to their regional health department by noon on Monday for the preceding week.

For additional information about ILINet or to become an ILINet provider, contact the Acute Disease Epidemiology influenza surveillance coordinator at [springcb@dhec.sc.gov](mailto:springcb@dhec.sc.gov).

### Voluntary Networks

#### Influenza-Like Illness (ILINet) Sentinel Providers Network

ILINet focuses on the number of patients presenting with influenza-like symptoms in the absence of another known cause. ILI is defined as fever (temperature of  $U \geq U100^{\circ}F$ ) plus a cough and/or a sore throat in the absence of another known cause. Providers submit weekly reports to the CDC of the total number of patients seen in a week and the subset number of those patients with ILI symptoms by age group.

#### South Carolina Disease Alerting, Reporting & Tracking System (SC-DARTS)

SC-DARTS is a collaborative network of syndromic surveillance systems within South Carolina. Currently our network contains the following data sources: SC Hospital Emergency Department (ED) chief-complaint data, Poison Control Center call data, Over-the-Counter (OTC) pharmaceutical sales surveillance, and CDC's BioSense Biosurveillance system. The hospital ED syndromic surveillance system classifies ED chief complaint data into appropriate syndrome categories (ex: Respiratory, GI, Fever, etc.). These syndrome categories are then analyzed using the cumulative sum (CUSUM) methodology to detect any significant increases. Syndromic reports are distributed back to the hospital on a daily basis.

To join the SC-DARTS system or for more information, please contact: **Alecia Alianell at 803-898-0269 or [alianeat@dhec.sc.gov](mailto:alianeat@dhec.sc.gov)**.