

CHRONIC KIDNEY DISEASE IN SOUTH CAROLINA

OFFICE OF
CHRONIC
DISEASE
EPIDEMIOLOGY

October 2009

FACT SHEET

WHAT IS KIDNEY DISEASE?

- Chronic Kidney Disease (CKD) reduces the body's ability to filter blood, remove waste and extra water, and keep beneficial electrolytes in balance.
- Left untreated, CKD can lead to kidney failure.
- When this happens, dialysis or a kidney transplant is the only option for keeping a person alive.
- Early kidney disease is a silent problem!

US STATISTICS

- Nearly **26 million Americans** have chronic kidney disease.
- Another **20 million Americans**, including anyone with high blood pressure, diabetes, or a family history of kidney disease, are at an increased risk.
- The number of people developing kidney failure has **doubled** each decade for the last two decades.
- End-Stage Renal Disease (ESRD) results in approximately **85,000 deaths** each year in the U.S.
- **Total annual cost of treating ESRD** in the U.S. was approximately **\$33 billion** in 2005.
- **45,344 people died** from nephritis, nephrotic syndrome, and nephrosis in 2006 (15.1 per 100,000 population). This is the **9th leading cause of death**.

WHO IS AT RISK?

- **Diabetes** is the most common cause of kidney failure.
- **High blood pressure** is the second leading cause of kidney failure.
- **African Americans** are **four times** more likely to develop kidney failure than Whites.
- **Diabetes and high blood pressure** account for more than **70 percent** of kidney failure in African Americans.

ARE YOU AT RISK FOR KIDNEY DISEASE?

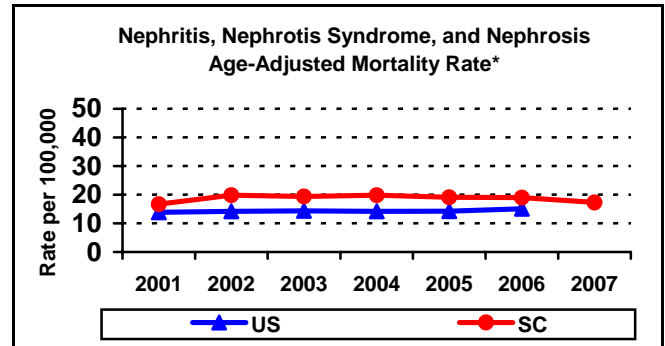
- Do you have diabetes?
- Do you have high blood pressure?
- Did your mother, father, sister, or brother ever have kidney disease or failure?
- Has a doctor ever told you that you had protein in your urine?

KIDNEY DISEASE IN SC

- **1 in 8** South Carolinians have Chronic Kidney Disease (CKD).
- Approximately **460,000 people** have CKD in South Carolina.
- South Carolina is, per capita, **third** in the nation with the number of patients on dialysis.
- **75%** of kidney patients in South Carolina are African American.
- **Three out of four** of those waiting for a kidney are African American, and South Carolina ranks second in the nation in the need for organs among African Americans.

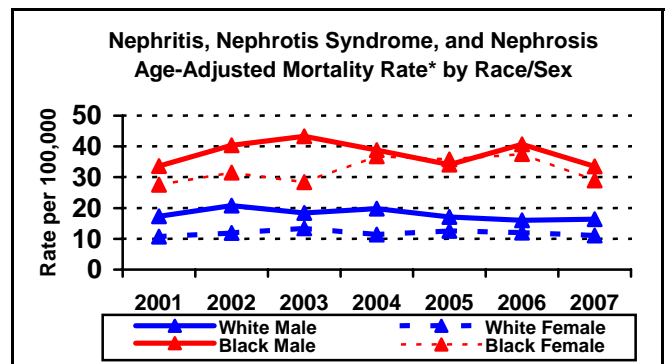
MORTALITY

- **807 people** died from Kidney Disease in 2007 (most recent data available). The mortality rate has **been rising** in the last 5 years for South Carolina and remains above the national rate.
- Deaths from Nephritis, Nephrotic Syndrome, and Nephrosis are the **8th leading cause of death**.



*Rate per 100,000 population age adjusted to 2000

- Mortality from Kidney Disease for African Americans in South Carolina is **twice** as high as Whites.



*Rate per 100,000 population age adjusted to 2000

CHRONIC KIDNEY DISEASE IN SOUTH CAROLINA

Dialysis Data for South Carolinians

Data on dialysis is from the **Southeastern Kidney Council** that collects from all certified dialysis centers in the southeast (North Carolina, Georgia, and South Carolina). The mission of the Southeastern Kidney Council is to improve the lives of patients with or at risk for end stage renal disease by promoting and advancing quality of care. The Southeastern Kidney Council collected data from 112 certified dialysis centers in South Carolina in 2008.

- In the last five years, the number of South Carolinians currently on dialysis and new cases **has increased by 11%**.
- The number of **deaths** of people who were on dialysis **decreased** from 1,498 in 2007 to **1,415 in 2008**.

	Prevalence	Incidence	Deaths
2004	6523	1961	1405
2005	6788	1830	1422
2006	7003	1846	1403
2007	7199	1874	1498
2008	7465	1924	1415

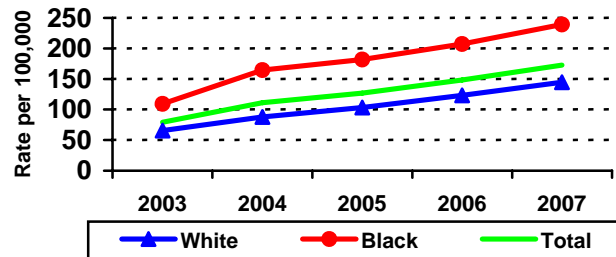
STEPS TO PROTECT YOUR KIDNEYS

1. **Control your blood pressure and diabetes.**
2. **Ask your doctor or healthcare professional to test your blood and urine for kidney disease.**
3. **If these tests show kidney disease, special medicines called ACE-Inhibitors or ARBs can help. Talk to your doctor about these medications.**

Hospital and ED Data

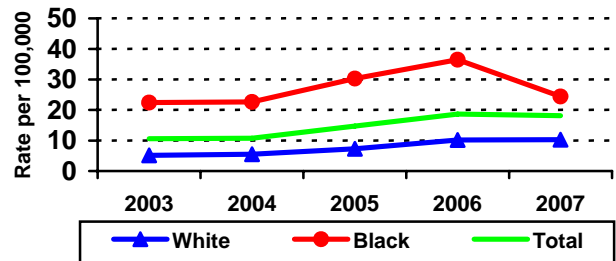
- The number of hospitalizations for Nephrosis has been steadily climbing over the last several years. In 2007, there were **7,617 hospital discharges** for Nephrosis as the primary diagnosis.
- There were **68,683** hospitalizations for Nephrosis as primary or secondary diagnosis in 2007. In the last few years, the rate of primary and secondary hospitalization has tripled.
- **\$227,492,610** was charged in 2007 for hospital visits for the primary diagnosis of Nephrosis.

SC Inpatient Discharges with a Primary Diagnosis of Nephrosis



- There were **798** Emergency Department visits for Nephrosis as the primary diagnosis in 2007.
- The rate for Black South Carolinians is **2 times higher** than Whites.

SC Emergency Department Discharges with a Primary Diagnosis of Nephrosis



Data sources for US data: CDC NCHS www.cdc.gov/nchs ; National Kidney Disease Education Program www.nkdep.nih.gov ; National Kidney Foundation www.kidney.org

Data sources for SC data: SC Vital Records <http://scangis.dhec.sc.gov/scan> ; National Kidney Foundation of South Carolina <http://kidneysc.org>; Southeastern Kidney Council www.esrdnetwork6.org; Office of Research and Statistics www.ors.state.sc.us

Fact sheet prepared by:

Bureau of Community Health and Chronic Disease Prevention

Office of Chronic Disease Epidemiology and Evaluation

1800 St Julian Place

Columbia, SC 29204

(803) 545-4484

www.scdhec.gov/health/chcdp/index.htm

