

VOLUME-TO-WEIGHT REFERENCE CARD

How many pounds of recycled material do you have? Use this reference card to help determine the amount. When reporting to DHEC, please convert volume to weight. Similar calculations will help data from each source to be compared accurately.

Below are some examples of the types and sizes of containers that are typically used.

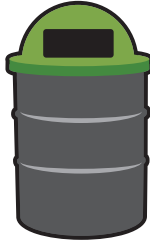
Recycling Bins and Roll-cart Containers




Curbside Bin
18 gallons




Drum Bin
35 gallons



Barrel with Lid
55 gallons




Small Roll-cart
65 gallons



Large Roll-cart
95 gallons

Dumpsters



2 cubic yards



4 cubic yards

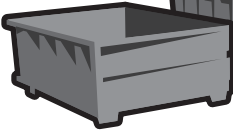


6 cubic yards

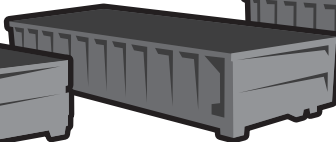


8 cubic yards

Roll-off Dumpsters



15 cubic yards



20 cubic yards



30 cubic yards



40 cubic yards

TYPICAL GARBAGE BAG VOLUMES

SMALL BAGS	LARGE BAGS
4 gallons (bathroom)	30 gallons
8 gallons (bathroom)	33 gallons
13 gallons (kitchen)	39 gallons
—	45 gallons



Conversion Factors

If your material is commingled:

COMMINGLED MATERIALS	POUNDS PER GALLON	POUNDS PER CUBIC YARD
Cans, Bottles and Mixed Paper	0.69	139
Cans, Bottles, Steel Cans and Mixed Paper	1.01	205
Cans, Bottles, Steel Cans, Glass and Mixed Paper	1.30	262
Cans, Bottles and Glass	0.89	180
Cans, Bottles and Steel Cans	0.15	31
Cans, Bottles, Steel Cans and Glass	0.35	70
Cans and Bottles	0.16	32

If your material is source separated:

SINGLE MATERIAL	POUNDS PER GALLON	POUNDS PER CUBIC YARD
Paper (Office/Printer Paper ONLY)	2.079480	420
Cardboard	0.524820	106
Mixed Paper	1.213030	245
Steel Cans	0.554527	112
Aluminum Cans	0.222801	45
Plastic Bottles	0.173290	35
Glass Bottles	1.881430	380

MATERIAL	POUNDS PER ITEM
Aluminum Can	.03
Carton (Milk or Juice)	.03
Glass Bottle	0.44
Plastic Bottle	0.10
Steel Can	0.09



To get total weight:

Number of Containers (of same size)	X	Size of Container	X	Conversion Factor	=	Weight of Material/Pickup
Weight of Material/Pickup	X	Number of Pickups (per month or year)	=	Total Weight of Material (per month or year)		

Don't forget to report your data BY SEPTEMBER 15.

To submit your data, please visit connect.re-trac.com.



Provided by the S.C. Department of Health and Environmental Control's Office of Solid Waste Reduction and Recycling

1-800-768-7348 • www.scdhec.gov/recycle

