



South Carolina State Agencies & Colleges/Universities
RECYCLING & BUYING RECYCLED
Annual Report • Fiscal Year 2019

Prepared for **Gov. Henry McMaster**
and the **Members of the S.C. Legislature**



Prepared by the S.C. Department of Health and Environmental Control's
Office of Solid Waste Reduction and Recycling

Rick Toomey, Director

Introduction

The S.C. Solid Waste Policy and Management Act of 1991 (Act) – S.C. Code of Laws § 44-96-140 – requires state agencies and state-supported colleges/universities to:

- Provide recycling programs for the collection of selected material including aluminum, cardboard, glass, lead-acid batteries, paper, plastic, tires and used motor oil;
- Make necessary modifications to their programs to ensure material is recycled to the maximum extent possible; and
- Report the type and amount of material recycled as well as all products purchased containing recycled-content material each year to the S.C. Department of Health and Environmental Control (DHEC). The Act [Section 44-96-140 (E)] also sets a goal that at least 25 percent of all product purchases contain recycled-content material.

DHEC is required to submit a report on this information to the Governor and General Assembly by November 1 of each year. This report reflects recycling and buying recycled activities for fiscal year (FY) 2019 (July 1, 2018 to June 30, 2019).

Data regarding the amount of material recycled was received either directly from the state agency or college/university that completed the survey provided by DHEC or from vendors providing recycling services. Both public and private colleges/universities are included in this report although only state-supported colleges/universities are required by the Act to provide information.

In FY19, state agencies and colleges/universities recycled more than 14,647 tons of material – a decrease of about 11 percent from the 16,398 tons recycled in FY18. It should be noted that this decrease is heavily influenced by the rising costs

charged by recycling vendors as well as unusually high quantities of mixed metal from construction and demolition (C&D) projects having been recycled by state agencies in FY18.

The data contained in this report was compiled from the information provided by 55 state agencies, two state agency complexes (collectively 19 agencies) and 26 colleges/universities.

The percentage of state purchases that contain recycled material cannot be determined because no statewide system to track those purchases exists. Still, 41 percent of reporting agencies and 81 percent of reporting colleges/universities confirmed purchasing recycled-content products during FY19.

The recycled-content products purchased most frequently by state agencies and colleges/universities were office paper, restroom paper products and inkjet/toner cartridges.

CHART 1: Percentage of State Agencies Reporting Recycling Data

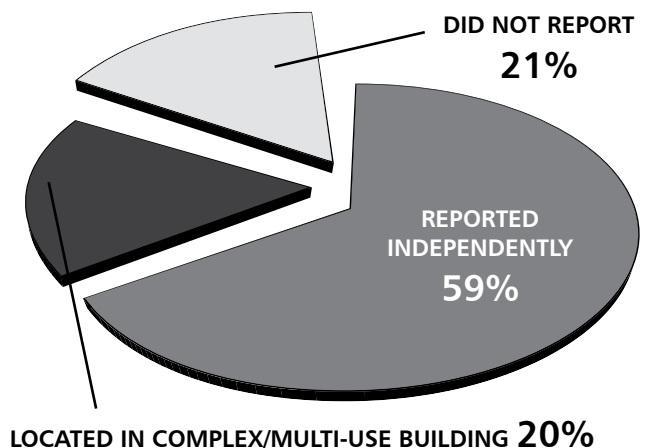


TABLE A: State Agencies C&D Debris Recycled FY15 to FY19

MIXED METAL				
FY15	FY16	FY17	FY18	FY19
954.84	87.49	759.97	699.62	46.37

About this report ...

“The State Agencies & Colleges/Universities Recycling & Buying Recycled Annual Report for Fiscal Year 2019” is submitted by DHEC in compliance with the Act – Section § 44-96-140 (C) – and is published by DHEC’s Office of Solid Waste Reduction and Recycling. In addition, Act 119 of 2005 mandates that agencies provide all reports to the General Assembly in an electronic format. **This report was published on November 1, 2019.** This update was published on March 23, 2020 due to the correction of college/university C&D tonnage.

Director: Juli Blalock • Editor: Adah Gorton • Layout/Artwork: Gregg Glymph

State Agencies

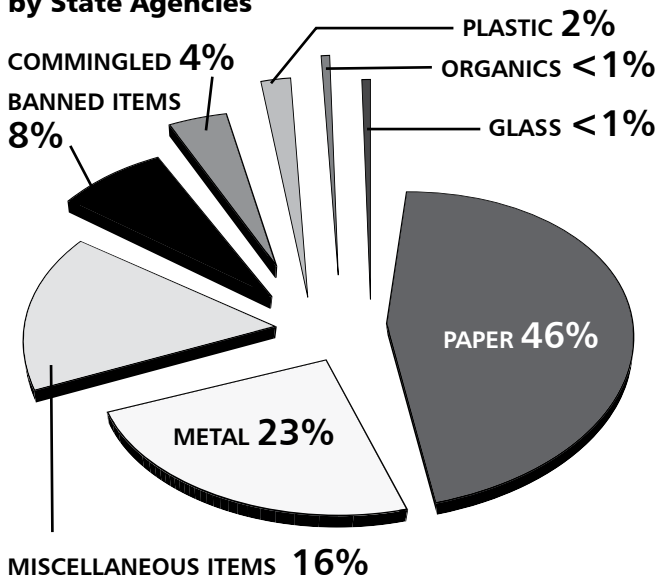
State agencies reported recycling 3,534.79 tons of material – a decrease of about 20 percent from FY18. Compared to the previous FY, there were noteworthy decreases in C&D debris (about 93 percent), mixed paper (35 percent) and office paper (26.4 percent). The rate of C&D debris recycling fluctuates due to the sporadic occurrence of C&D projects. Less mixed and office paper were recycled due to higher vendor costs because of low market value for these fibers. Less material was commingled in FY19 – resulting in increases of several individual commodity numbers (e.g., mixed glass, metal, plastic). Cardboard, office paper and mixed paper were the most recycled products, overall.

Fifty-five individual state agencies reported this year compared to 58 in FY18. Due to the housing of state agencies within multi-office buildings and complexes, those located within the Capitol Complex and the South Trust Building in Columbia are reported under those titles. State agencies within these structures who reported numbers are listed as individual agencies.

The recycling activities of Santee Cooper, a state-owned electric utility, are separated from traditional state agency reporting. This is done due to the significant differences between Santee Cooper's recycling and that of other state agencies. This separation provides a more realistic picture of the recycling of traditional state agencies. See page 5 for Santee Cooper's recycling data for FY19.

For a complete list of state agencies reporting for FY19, see page 6.

CHART 2: Percentage of Recyclables Collected by State Agencies



COMMODITIES RECYCLED		AMOUNT	
Banned Items	Appliances	1.31	
	Electronics	14.85	
	Lead-acid batteries	46.57	
	Tires	61.06	
	Used motor oil	172.93	
TOTAL BANNED ITEMS		296.72	
Commingled Recyclables	May include: cardboard, paper, glass bottles, plastic, aluminum & steel cans	145.73	
TOTAL COMMINGLED RECYCLABLES		145.73	
Glass (containers & packaging)	Brown	0.75	
	Clear	0.77	
	Green	0.32	
	Other/mixed glass	2.89	
TOTAL GLASS		4.73	
Metal	Aluminum (cans, foil)	209.11	
	Ferrous metals	182.81	
	Steel cans	207.46	
	Other/mixed metal	215.97	
TOTAL METAL		815.35	
Organics	Yard trimmings (composted)	1.25	
TOTAL ORGANICS		1.25	
Paper	Beverage cartons (aseptic & gable-top)	3.46	
	Books	1.01	
	Cardboard	720.63	
	Magazines	1.80	
	Newspapers & inserts	0.45	
	Office paper	519.10	
	Paperboard	7.99	
	Phone books	0.32	
	Other/mixed paper	371.18	
	TOTAL PAPER		1,625.94
Plastic	HDPE	10.75	
	LDPE	1.10	
	PET	7.89	
	Vinyl	0.60	
	Other/mixed plastic	53.42	
TOTAL PLASTIC		73.76	
Miscellaneous Items	Antifreeze	6.93	
	* Wood includes furniture, cabinets & pallets	1.45	
	Clothing/textiles	0.02	
	C&D debris	46.37	
	Cooking oil	0.54	
	Fluorescent bulbs	1.60	
	Inkjet/toner cartridges	23.24	
	Mattresses/box springs	2.45	
	Paint (oil or latex)	0.51	
	Rechargeable batteries	2.17	
	Used oil filters	151.68	
	Wood*	299.36	
	Other**	34.99	
	TOTAL MISCELLANEOUS ITEMS		571.31
	TOTAL FOR ALL		3,534.79

Colleges/Universities

Colleges/universities reported recycling 11,112.54 tons of material – a 0.73 percent increase from the 11,032 tons recycled the previous FY. In FY19, recycling of individual commodities (e.g., cardboard, PET plastic) continued to increase while commingled recycling decreased by about three percent.

Due to the dedicated work of college/university staff and students across the state, food waste recycling increased for the third year in a row, this year increasing almost 27 percent on top of FY18's increase of six percent. The most recycled commodities in FY19 were yard trimmings, cardboard and food waste.

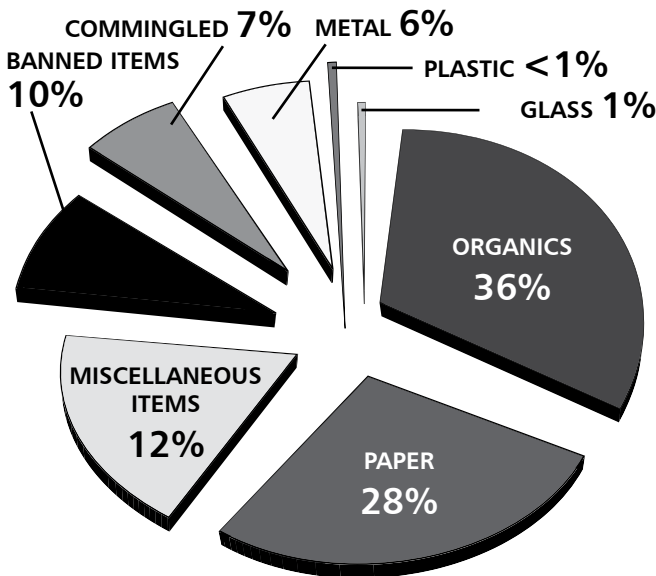
If your agency or college/university is interested in reducing food waste, visit www.scdhec.gov/DWFSC.



Twenty-six colleges/universities reported recycling and buying recycled data for FY19 (compared to 25 reporting in FY18).

For a complete list of colleges/universities reporting for FY19, see page 6.

CHART 3: Percentage of Recyclables Collected by Colleges/Universities



NOTE: Percentages do not add up to 100 percent due to rounding of numbers.

TABLE 2: Commodities Recycled in Tons by Colleges/Universities in FY19		
COMMODITIES RECYCLED		AMOUNT
Banned Items	Appliances	4.30
	Electronics	243.46
	Lead-acid batteries	815.14
	Tires	13.26
	Used motor oil	17.34
TOTAL BANNED ITEMS		1,093.50
Commingled Recyclables	May include: aluminum cans; cardboard; glass; paper; steel cans & plastic	796.50
TOTAL COMMINGLED RECYCLABLES		796.50
Glass (containers & packaging)	Brown	0.01
	Clear	0.01
	Other/mixed glass	67.88
TOTAL GLASS		67.90
Metal	Aluminum (cans, foil)	8.05
	Ferrous metals	550.60
	Steel cans	2.22
	Other/mixed metal	149.19
TOTAL METAL		710.06
Organics	Food waste (composted)	1,596.60
	Yard trimmings (composted)	2,222.04
	Yard trimmings (mulched)	147.94
	TOTAL ORGANICS	
Paper	Books	161.63
	Cardboard	1,730.89
	Magazines	4.20
	Newspapers & inserts	12.86
	Office paper	250.20
	Paperboard	0.12
	Phone books	0.34
	Other/mixed paper	942.95
	TOTAL PAPER	
Plastic	HDPE	2.26
	LDPE	12.10
	PET	21.95
	Other/mixed plastic	22.16
TOTAL PLASTIC		58.47
Miscellaneous Items	Antifreeze	10.16
	* Wood includes furniture, cabinets, pallets & mixed wood	21.68
	Carpet	11.57
	Carpet padding	11.57
	Clothing/textiles	3.23
	** Other includes ballasts, batteries, ethyl alcohol, medical supplies, petroleum, styrofoam & xylene	873.92
	Construction and Demolition (C&D) debris	873.92
	Cooking oil	96.30
	Fluorescent bulbs	23.51
	Inkjet/toner cartridges	20.31
	Mattresses/box springs	15.04
	Paint (oil or latex)	14.25
	Rechargeable batteries	8.01
	Used oil filters	0.81
	Wood*	190.15
Other**	27.40	
TOTAL MISCELLANEOUS ITEMS		1,316.34
TOTAL FOR ALL		11,112.54

Santee Cooper

Santee Cooper’s recycling numbers are reported separately from other state agencies. (See page 3 for additional information.)

Overall, Santee Cooper recycled 1,453,644.14 tons of material in FY19 – compared to the 3,534.79 tons recycled by all other state agencies. In FY18, Santee Cooper recycled 3,241.60 tons of material making its tonnage for FY19 a 44,743.41 percent increase. This significant rise in recycling is due to large amounts of gypsum drywall and coal ash (including bottom, fly and pond ash) being recycled, attributed to cleaning of gypsum and ash ponds per regulation.

The No. 1 material recovered by the state-owned utility was gypsum drywall, which comprised 534,226.21 tons or 37 percent of its recycled material.

Recycling Services Offered

The S.C. Department of Corrections collects recyclables from state agencies and colleges/universities as well as schools in Lexington and Richland counties. Participants see a significant reduction in the amount of material going to the landfill and may be able to reduce disposal costs. There is a fee for this service and participating programs need to provide recycling containers.

For more information, call (803) 896-2364.



RecycleU

RecycleU is a comprehensive program that provides technical assistance, best management practices and outreach material to South Carolina colleges/universities in order to improve waste reduction, recycling and composting programs on campus. Visit www.scdhec.gov/recycleu for more details.



TABLE 3: Commodities Recycled in Tons by Santee Cooper in FY19

COMMODITIES RECYCLED		AMOUNT	
Banned Items	Electronics	11.53	
	Lead-acid batteries	9.85	
	Tires	7.99	
	Used motor oil	142.28	
TOTAL BANNED ITEMS		171.65	
Paper	Mixed Paper	39.50	
TOTAL PAPER		39.50	
Metal	Ferrous metals	2,066.47	
	Other/mixed metal	195.71	
TOTAL METAL		2,262.18	
Miscellaneous Items	Mixed wood*	108.85	
	* Wood includes furniture, cabinets, pallets & mixed wood	Fluorescent tubes	0.56
	** Other includes bottom ash, fly ash & pond ash	Rechargeable batteries	0.23
		Used oil filters	2.96
		Other**	916,757.00
TOTAL MISCELLANEOUS ITEMS		916,869.60	
Construction & Demolition (C&D) Debris	Concrete	75.00	
	Gypsum drywall	534,226.21	
TOTAL C&D DEBRIS		534,301.21	
TOTAL FOR ALL		1,453,644.14	

Green Government Initiative

The Green Government Initiative assists state agencies in meeting their recycling requirements and helps South Carolina meet its recycling goals. The objective of the initiative is to encourage state agencies to lead by example.



State government has the unique opportunity to:

- Reduce its environmental footprint (and perhaps save money);
- Buy recycled-content products; and
- Support the state’s recycling industry.

Please visit www.scdhec.gov/recycle or call 1-800-768-7348 for more information.

State Agencies Reporting for FY19

- Arts Commission
- Commission for Minority Affairs
- Commission for the Blind
- Commission on Higher Education
- Commission on Indigent Defense
- Comptroller General's Office
- Court Administration/Judicial Branch
- Department of Administration
- Department of Agriculture
- Department of Archives & History
- Department of Consumer Affairs
- Department of Corrections
- Department of Education
- Department of Health & Environmental Control
- Department of Labor, Licensing & Regulation
- Department of Mental Health
- Department of Motor Vehicles
- Department of Natural Resources
- Department of Parks, Recreation & Tourism
- Department of Probation, Parole & Pardon Services
- Department of Public Safety
- Department of Revenue
- Department of Transportation
- Education Lottery
- Election Commission
- Emergency Management Division
- First Steps
- Forestry Commission
- Governor's Mansion
- Higher Education Tuition Grants Commission
- Human Affairs Commission
- Legislative Audit Council
- Office of Regulatory Staff
- Office of the Adjutant General & Military Department
- Office of the Inspector General
- Office of the Secretary of State
- Office of the State Auditor
- Patients' Compensation Fund
- Patriots Point Development Authority
- Public Employee Benefit Authority (PEBA)
- Public Service Commission of South Carolina
- School for the Deaf & Blind
- Sea Grant Consortium
- South Carolina Educational Television (SCETV)
- State Accident Fund
- State Board for Technical & Comprehensive Education

- State Ethics Commission
- State Fiscal Accountability Authority
- State Housing Finance & Development Authority
- State Law Enforcement Division (SLED)
- State Library
- State Museum & Confederate Relic Room & Museum
- Supreme Court
- Wil Lou Gray Opportunity School
- Workers' Compensation Commission
- * **The following state agencies are located within the Capitol Complex.**
 - Administrative Law Court
 - Attorney General's Office
 - Board of Financial Institutions
 - Commission on Prosecution Coordination
 - Commissioner of Banking
 - Education Oversight Committee
 - House of Representatives
 - Legislative Services Agency
 - Office of the Governor
 - Office of the Lieutenant Governor
 - Office of the State Treasurer
 - Revenue and Fiscal Affairs Office
 - Senate
- ** **The following state agencies are located within the Capitol Center.**
 - Department of Commerce
 - Department of Insurance
 - Jobs-Economic Development Authority
 - Retirement System Investment Commission
 - Rural Infrastructure Authority
 - S.C. Conservation Bank

State Agencies Not Reporting for FY19

- Aeronautics Division
- Criminal Justice Academy
- Department of Alcohol & Other Drug Abuse Services
- Department of Disabilities & Special Needs
- Department of Employment & Workforce
- Department of Health & Human Services
- Department of Juvenile Justice
- Department of Social Services
- Governor's School for Science & Mathematics
- Governor's School for the Arts & Humanities
- John de la Howe School
- Lieutenant Governor's Office on Aging
- Lowcountry Council of Governments

- Lowcountry Graduate Center
- School Improvement Council
- Solicitor's Offices, 1st-16th Circuits
- State Ports Authority
- Statewide Independent Living Council
- Transportation Infrastructure Bank
- Vocational Rehabilitation Department

Colleges/Universities Reporting for FY19

- Aiken Technical College
- Central Carolina Technical College
- Charleston Southern University
- Clemson University
- Coastal Carolina University
- College of Charleston
- Florence Darlington Technical College
- Francis Marion University
- Furman University
- Greenville Technical College
- Horry-Georgetown Technical College
- Medical University of South Carolina (MUSC)
- Northeastern Technical College
- Orangeburg-Calhoun Technical College
- Piedmont Technical College
- South Carolina State University
- Technical College of the Lowcountry
- The Citadel, The Military College of South Carolina
- University of South Carolina Aiken
- University of South Carolina (USC)
- USC Upstate
- Voorhees College
- Williamsburg Technical College
- Winthrop University
- Wofford College
- York Technical College

Colleges/Universities Not Reporting for FY19

- Denmark Technical College
- Lander University
- Midlands Technical College
- Spartanburg Community College
- Trident Technical College
- USC Beaufort
- USC Lancaster
- USC Salkehatchie
- USC School of Medicine
- USC Sumter
- USC Union

OR-2028 3/20