403139

CD Scanned
PM Copy

RECEIVED

NOV 08 2017

SITE ASSESSMENT, REMEDIATION & REVITALIZATION

Environmental Resources Management

4140 Parklake Avenue
Suite 110
Raleigh, NC 27612
(919) 233-4501
(919) 578-9044 (fax)

ERM

November 2, 2017
0406346

Mr. Tim Hornosky, P.G.
South Carolina Dept. of Health and Environmental Control
Bureau of Land and Waste Management
Site Assessment Remediation & Revitalization Division
AST Petroleum Restoration & Site Environmental Investigations
2600 Bull Street
Columbia, SC 29201

Subject: Semi-Annual Ground Water Monitoring Report
Wix Filtration Corporation - Dillon, South Carolina
Wix Filtration Corp. LLC

Dear Mr. Hornosky:

Environmental Resources Management (ERM) is pleased to present the enclosed Ground Water Monitoring Report on behalf of Wix Filtration, a subsidiary of MANN+HUMMEL. This report documents the semi-annual ground water sampling event conducted in September 2017 at the Wix facility located in Dillon, South Carolina.

Please do not hesitate to contact us if you have any questions. Thank you.

Sincerely,

Tom Naumann

Tom Naumann, P.G.
Project Manager

cc: (via electronic transmission)
Mr. Brandon Guiles – Wix Filtration

Enclosure

73

CD Scanned
PM Copy

403139

MANN + HUMMEL Filtration Technology, LLC

RECEIVED
NOV 08 2017
SITE ASSESSMENT, REMEDIATION & REVITALIZATION

Groundwater Monitoring Report
Wix Filtration Facility
Dillon, South Carolina

November 2017

Tom Naumann
Project Manager

Ed Hollifield, P.G.
Senior Geologist

EDWARD B. HOLLIFIELD REGISTERED NO. 2394 SOUTH CAROLINA PROFESSIONAL GEOLOGIST

ERM NC, Inc.
4140 Parklake Ave, Suite 110
Raleigh, North Carolina, USA 27612
Phone: +1-919-233-4501

ERM

73

TABLE OF CONTENTS

1.0	**INTRODUCTION**	**1**
2.0	**GROUNDWATER MONITORING PROCEDURES**	**2**
3.0	**RESULTS**	**2**
4.0	**REFERENCES**	**3**

FIGURES

1 Location Map
2 Site Plan
3 Land Use and Potential Sensitive Receptors
4 Groundwater Elevation Contour Map
5 Groundwater Analytical Results – Toluene
6 Groundwater Toluene Concentration vs. Time

TABLES

1 Monitor Well Construction
2 Groundwater Elevation Data
3 Groundwater Analytical Results

APPENDICES

A Groundwater Gauging Data Summary
B Groundwater Analytical Data Summary
C Groundwater Sampling Records
D Laboratory Reports
E Remediation System Performance

1.0 INTRODUCTION

Site Name	**Wix Filtration Products**
Site Type	Manufacturing facility – 388,000 ft^2, 80 acres
Address	1422 Wix Road, Dillon, South Carolina
Operator/Owner	MANN+HUMMEL Filtration Technology (Formerly WIX Filtration)
Remediation Status	Active soil and groundwater remediation via AS/SVE
Activities during Reporting Period	• Groundwater sampling • SVE/AS system operation

AS/SVE = Air Sparge / Soil Vapor Extraction

Site History

Date	**Activity**
1976	Facility constructed
1977	Wix began operations at the facility
1985	The use of bulk toluene in plant operations discontinued following tank removal
2005-10	Toluene release discovered – toluene present in a utility trench excavation
2009-12	AS/SVE soil and groundwater remediation system installed and began operation
2011-02	Monitor wells MW-10 through MW-13 installed and sampled
2011-08	DHEC directed Wix to conduct additional environmental investigation activities in a letter to Wix
2012-02	Monitor wells MW-14 and MW-15 installed and sampled
2014-06	Monitor well MW-4 replaced, monitor wells MW-11D and MW-12D installed

Land Use and Potential Sensitive Receptors

Potential Sensitive Receptors	**Search Radius**	**Description**	**Distance**	**Direction**
Water Supply Wells	1,500 ft	None identified	--	--
Surface Water	1,500 ft	Tributary to Ropers Mill Branch	1000 ft	W, NW
Underground Utilities	Adjacent	Water, sewer, electrical, natural gas	0 ft	--
Parks and Public Areas	1,500 ft	None identified	--	--
Protected Natural Resources		None identified	--	--
Nearest Residence		Wix Road	500 ft	South
Groundwater Flow Direction		Southwest – measured on-site		

Regional and Site-Specific Hydrogeology

Regional Geology:	**Alluvial Valley Swamp**: Unconformable on all underlying units, fluvial sand and gravel at base, grading upward into fine sands and silts, local peat. May be overrun with recent sediments from forest cutting and agriculture. **Penholoway Formation**: Similar to Cape May, broad lateral extent underlying terraces in the Carolinas; swamps and ridges on terrace surface were originally barrier islands and back bays. Superimposed on these landforms are swarms of Carolina bays. **Bear Bluff Formation**: One of the older coastal terrace sequences in the Carolinas. Equivalent to Windsor Fm. **Duplin Formation**: Coastal terrace of Carolinas. Pliocene equivalent to Yorktown. Deeply weathered.

On-site Soil Type:	Clay with sand lenses and layers
Depth to Bedrock:	Not applicable
Depth to Groundwater:	2 to 7 feet below natural grade
Groundwater Flow Direction:	West-Southwest
Hydraulic conductivity:	0.65 ft/day ($2.5x10^{-4}$ cm/sec). Groundwater velocity = 0.03 ft/day.

2.0 GROUNDWATER MONITORING PROCEDURES

Static groundwater elevation measurements were obtained from all 17 of the site monitor wells prior to purging and sampling activities. Monitor wells MW-1 through MW-3, MW-4R, MW-7, MW-10 through MW-15, and MW-11D and MW-12D were purged and sampled between September 5 through 6, 2017. Background monitor well MW-7 was sampled because it is the nearest downgradient monitoring well that has not historically contained affected groundwater. Each well was sampled using low-flow purge methods with a peristaltic pump. Groundwater generated during purging of the wells was contained in labeled, closed-top 55-gallon steel drums for off-site disposal at an approved facility.

Groundwater samples were collected and submitted under Chain-of-Custody protocol to Shealey Environmental Services, Inc., a South Carolina certified laboratory, for analysis of volatile organic compounds (VOCs) in accordance with EPA Method 8260B. The field procedures, quality assurance, and quality control efforts were conducted in accordance with the March 2006, *Quality Assurance Project Plan* (QAPP), as approved by the SCDHEC on March 27, 2006.

3.0 RESULTS

Groundwater analytical results for samples collected from the Site in September 2017 are summarized in Table 3. The soil vapor extraction and air sparging remediation system has been in continuous operation since December 2009. There have been no significant disruptions in the operation of the system during the reporting period. The system operation is checked daily by facility personnel and monthly by ERM personnel. The existing remediation program is currently being evaluated to determine if it is effectively remediating groundwater at the site.

The extent and concentration of dissolved-phase toluene in groundwater at the site remains generally stable and the affected groundwater does not extend beyond the property boundary. The groundwater analytical results indicate that the remediation system is providing effective containment of the toluene affected groundwater.

4.0 REFERENCES

Date	Title	Source
2006-03	Quality Assurance Project Plan	ERM
2007-02	Data Report of Phase II Environmental Assessment	ERM
2008-01	Remedial Options Assessment	ERM
2008-09	Remediation System Design	ERM
2010-05	Semi-annual Groundwater Monitoring Report	ERM
2010-09	Additional Assessment Workplan	ERM
2010-10	Semi-annual Groundwater Monitoring Report	ERM
2011-03	Semi-annual Groundwater Monitoring Report	ERM
2011-10	Semi-annual Groundwater Monitoring Report	ERM
2011-10	Additional Assessment Workplan	ERM
2012-03	Semi-annual Groundwater Monitoring Report	ERM
2012-09	Semi-annual Groundwater Monitoring Report	ERM
2013-02	Semi-annual Groundwater Monitoring Report	ERM
2013-09	Semi-annual Groundwater Monitoring Report	ERM
2014-02	Semi-annual Groundwater Monitoring Report	ERM
2014-09	Semi-annual Groundwater Monitoring Report	ERM
2015-03	Semi-annual Groundwater Monitoring Report	ERM
2015-09	Semi-annual Groundwater Monitoring Report	ERM
2016-03	Semi-annual Groundwater Monitoring Report	ERM
2016-09	Semi-annual Groundwater Monitoring Report	ERM
2017-03	Semi-annual Groundwater Monitoring Report	ERM

DILLON WEST, SC USGS TOPOGRAPHIC QUADRANGLE, 2014
SCALE 1:24,000. LATITUDE: 34.447° N, LONGITUDE: -79.386° W

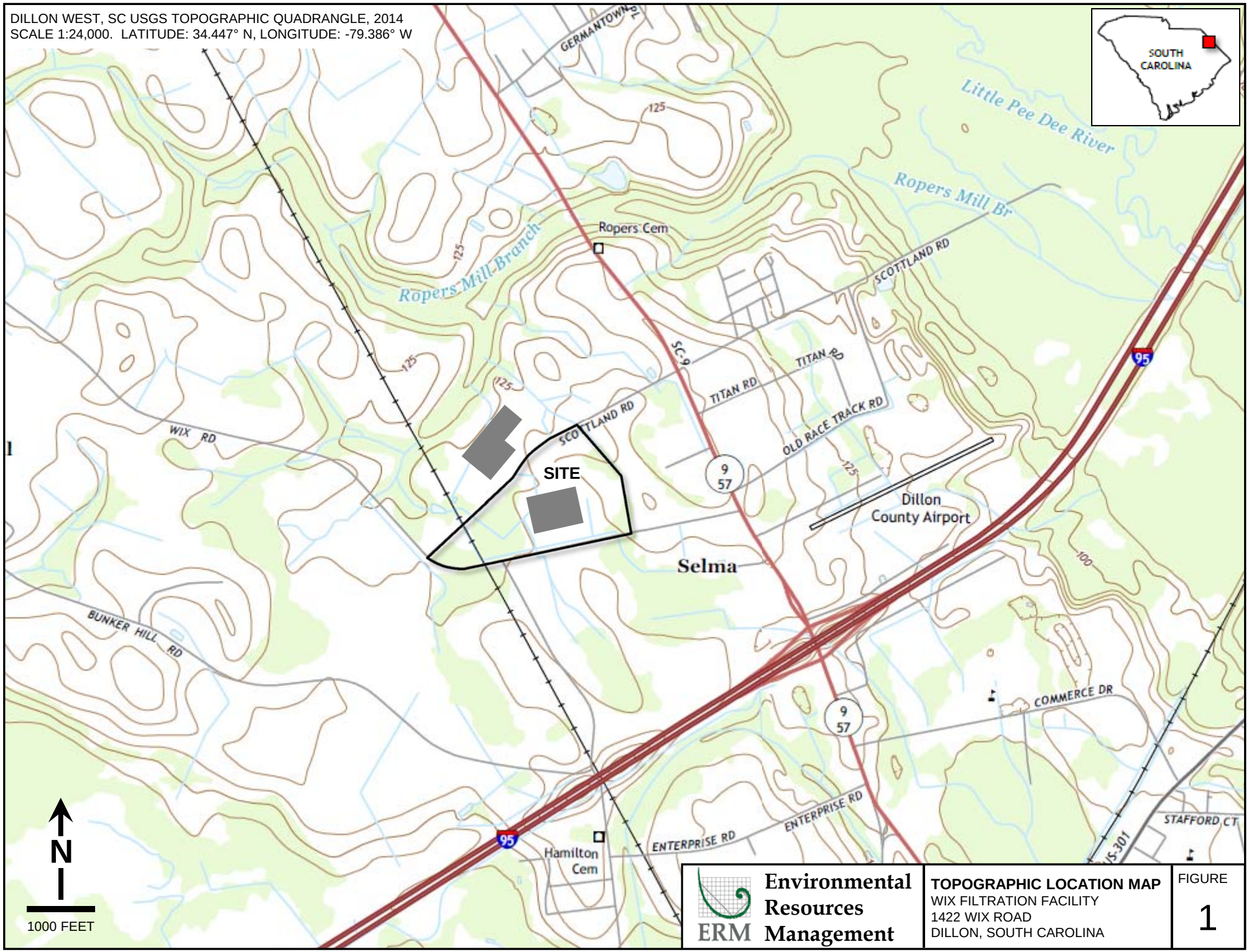

Environmental Resources Management

TOPOGRAPHIC LOCATION MAP
WIX FILTRATION FACILITY
1422 WIX ROAD
DILLON, SOUTH CAROLINA

FIGURE
1

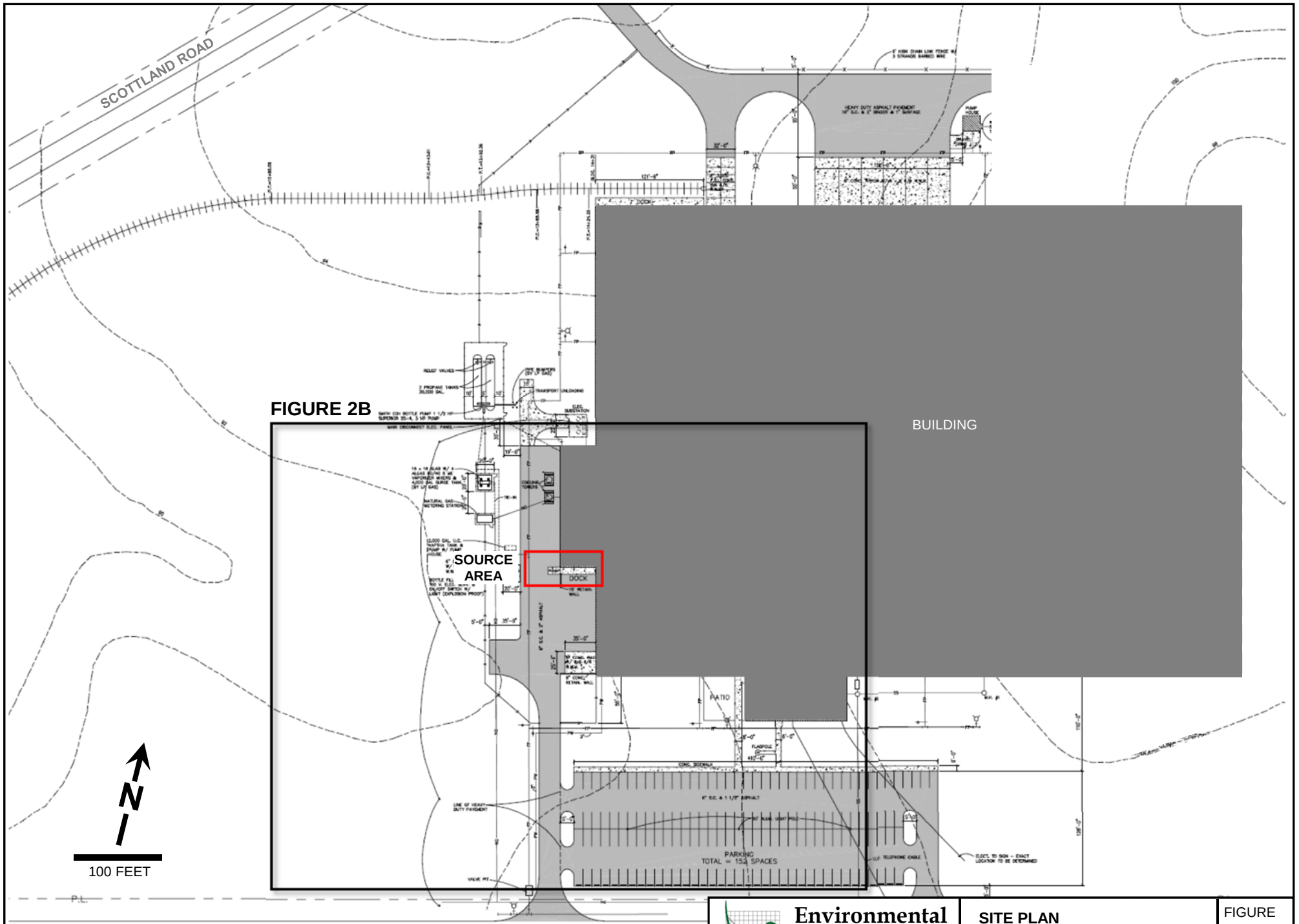

Environmental Resources Management

SITE PLAN
WIX FILTRATION FACILITY
1422 WIX ROAD
DILLON, SOUTH CAROLINA

FIGURE
2A

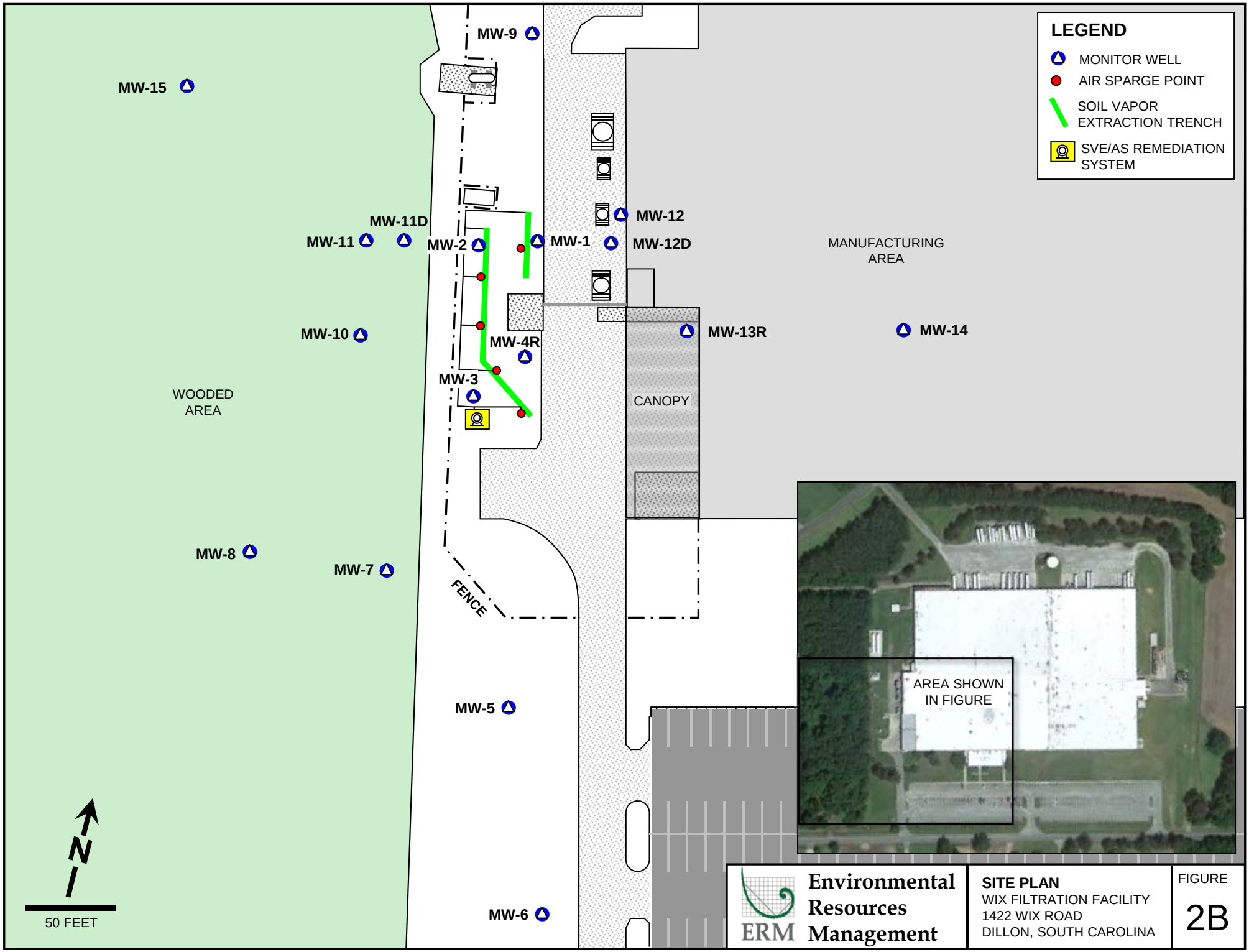

Environmental Resources Management

SITE PLAN
WIX FILTRATION FACILITY
1422 WIX ROAD
DILLON, SOUTH CAROLINA

FIGURE
2B

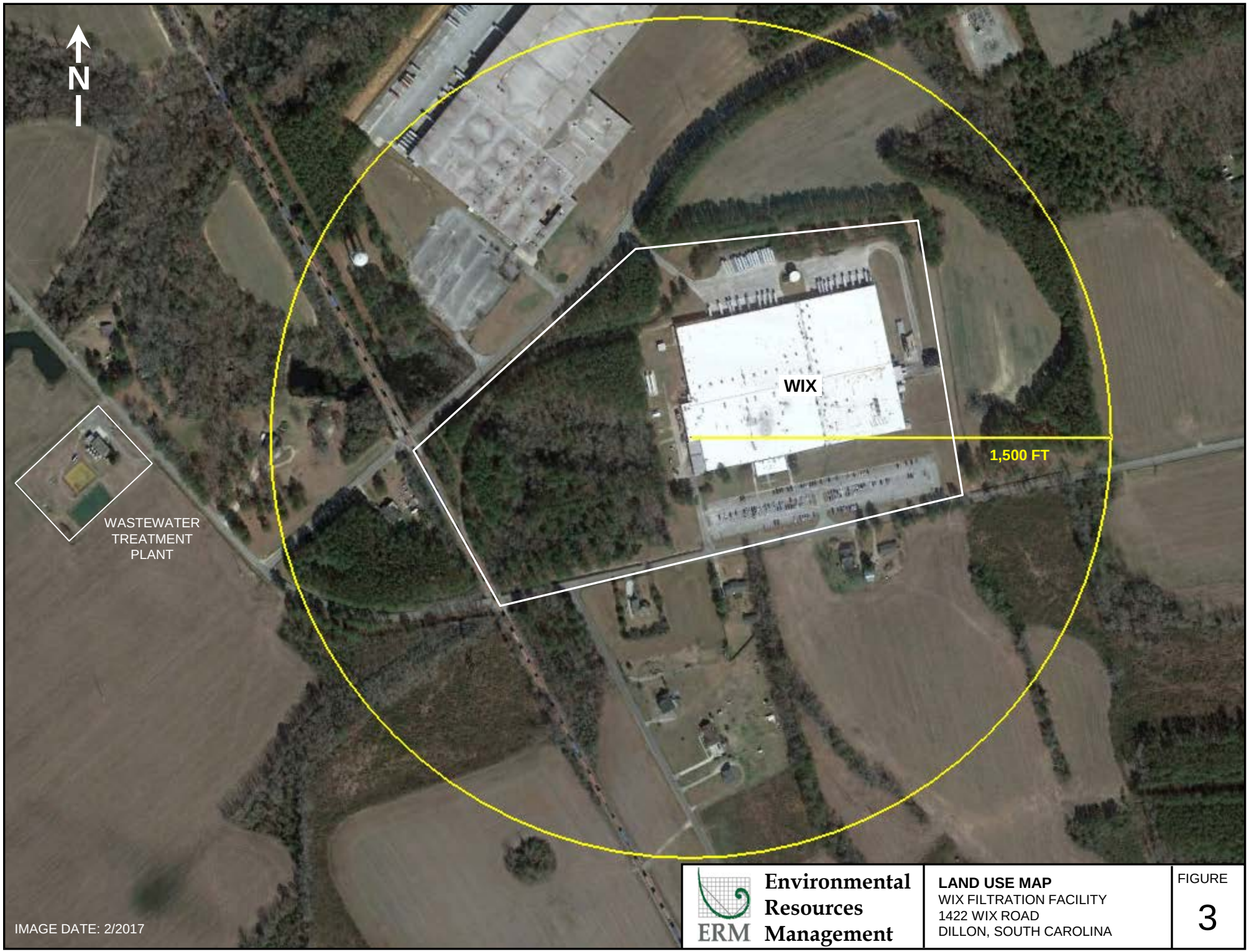

Environmental Resources Management

LAND USE MAP
WIX FILTRATION FACILITY
1422 WIX ROAD
DILLON, SOUTH CAROLINA

FIGURE
3

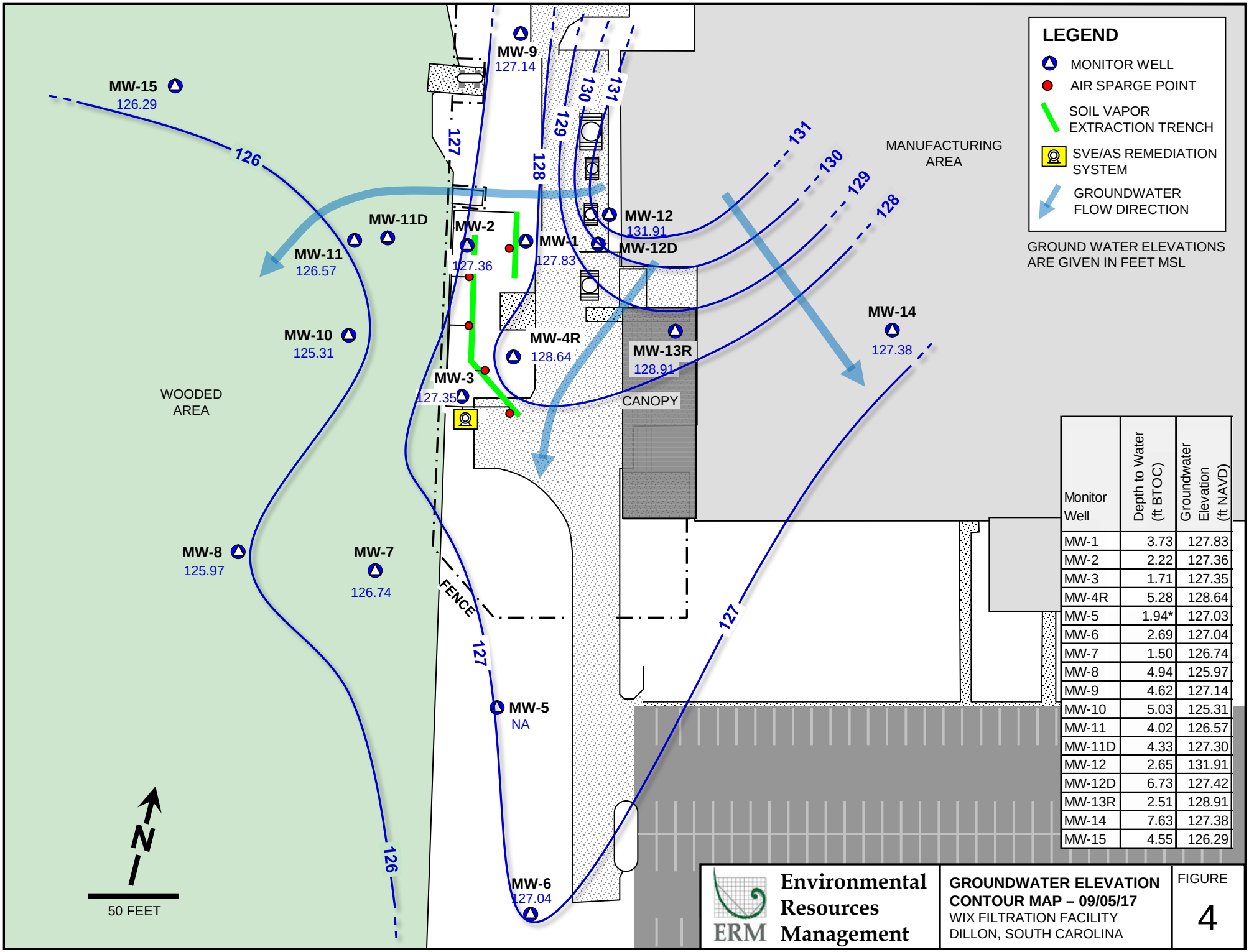

Monitor Well	Depth to Water (ft BTOC)	Groundwater Elevation (ft NAVD)
MW-1	3.73	127.83
MW-2	2.22	127.36
MW-3	1.71	127.35
MW-4R	5.28	128.64
MW-5	1.94*	127.03
MW-6	2.69	127.04
MW-7	1.50	126.74
MW-8	4.94	125.97
MW-9	4.62	127.14
MW-10	5.03	125.31
MW-11	4.02	126.57
MW-11D	4.33	127.30
MW-12	2.65	131.91
MW-12D	6.73	127.42
MW-13R	2.51	128.91
MW-14	7.63	127.38
MW-15	4.55	126.29

ERM Environmental Resources Management

GROUNDWATER ELEVATION CONTOUR MAP – 09/05/17
WIX FILTRATION FACILITY
DILLON, SOUTH CAROLINA

FIGURE 4

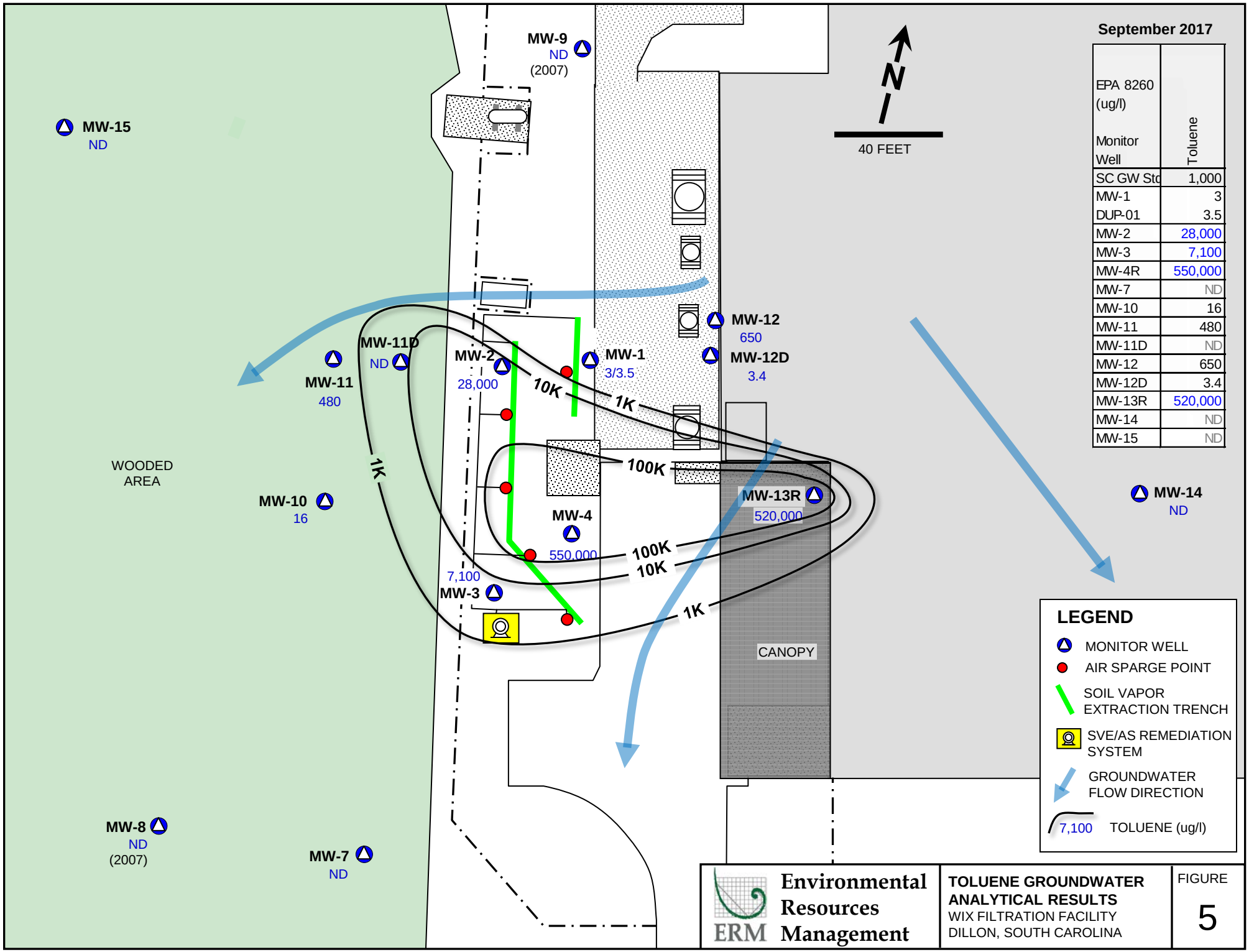

September 2017

EPA 8260 (ug/l) Monitor Well	Toluene
SC GW Std	1,000
MW-1	3
DUP-01	3.5
MW-2	28,000
MW-3	7,100
MW-4R	550,000
MW-7	ND
MW-10	16
MW-11	480
MW-11D	ND
MW-12	650
MW-12D	3.4
MW-13R	520,000
MW-14	ND
MW-15	ND

FIGURE 6. GROUND WATER TOLUENE CONCENTRATION VS TIME - WIX FILTRATION FACILITY, DILLON, SC

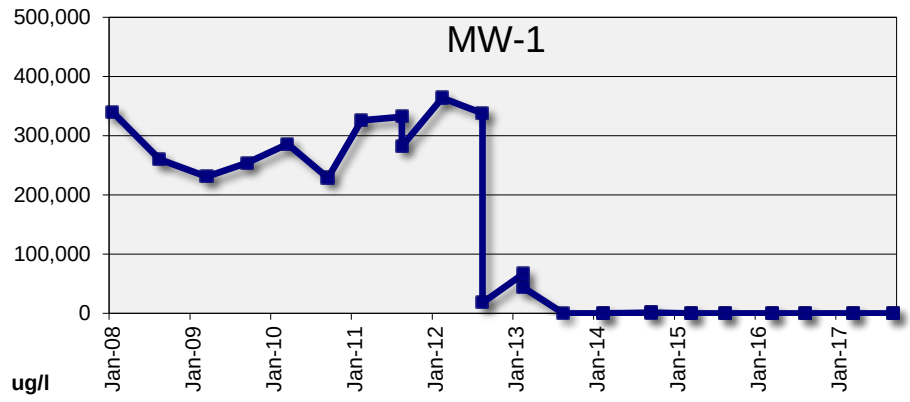

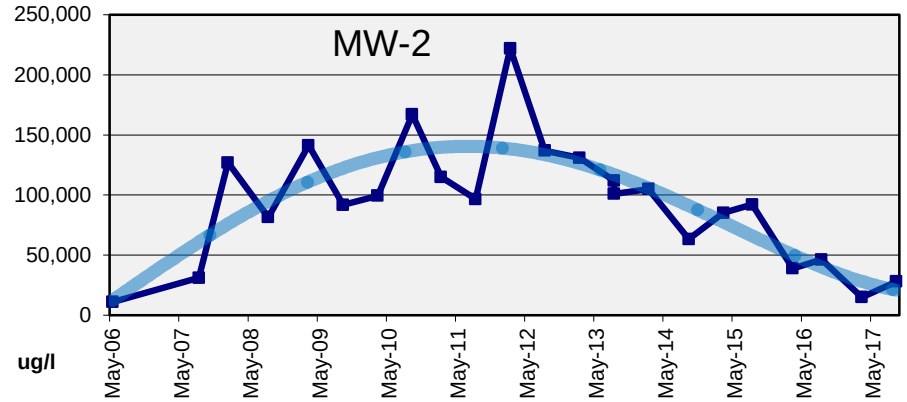

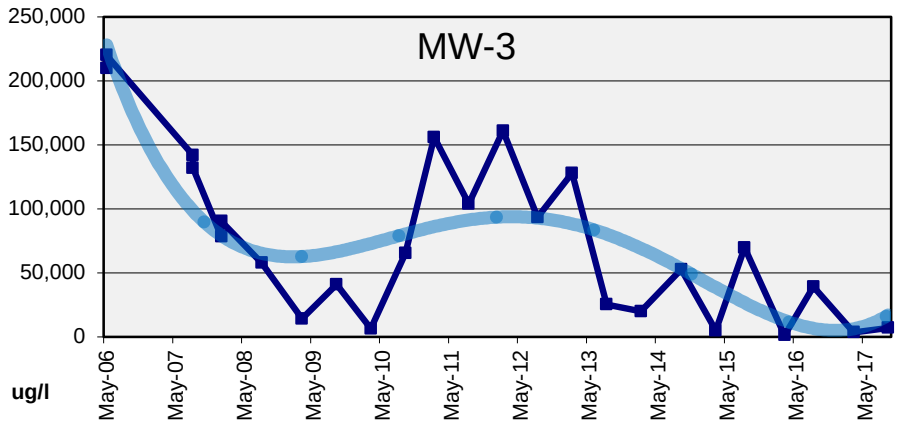

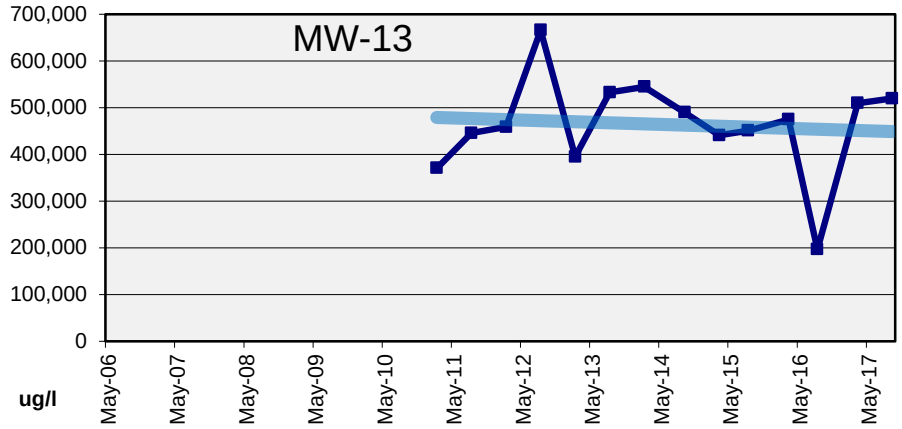

Toluene Trendline

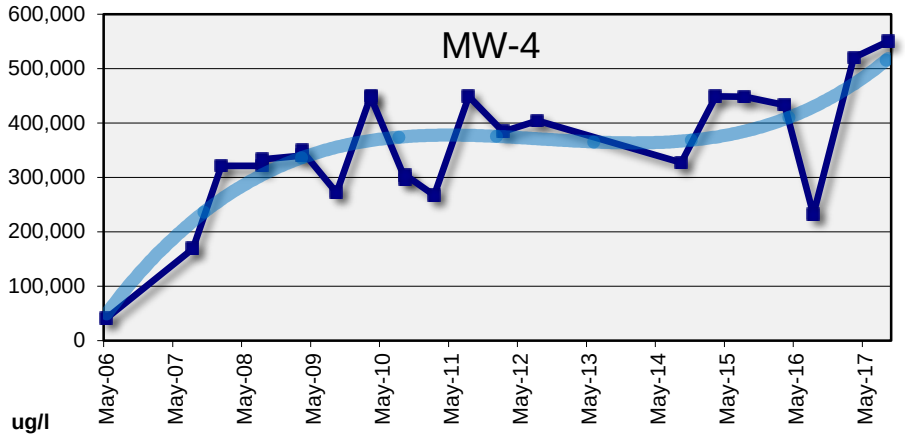

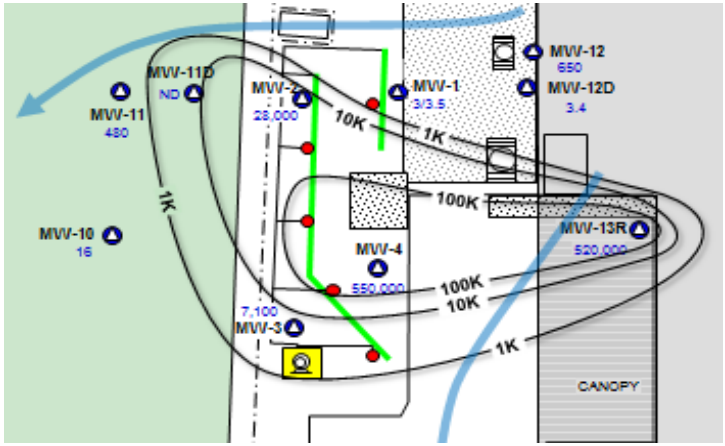

TABLE 1. MONITOR WELL CONSTRUCTION - WIX FILTRATION FACILITY, DILLON, SC

Monitor Well	Installation Date	Diameter (inches)	TOC Elevation (ft NAVD)	Screened Top (ft BGL)	Screen Bottom (ft BGL)	Depth to Water (ft below TOC)	Northing	Easting	Hydraulic Conductivity (cm/sec)
MW-1	05/17/06	2	131.56	6.9	16.9	5.69	954878.91	2486306.00	--
MW-2	05/17/06	2	129.58	7.1	17.1	6.74	954869.39	2486275.09	--
MW-3	05/17/06	2	129.06	6.5	16.5	5.87	954787.42	2486292.59	--
MW-4R	5/8/20144	2	133.92	6.8	16.7	7.77	954815.15	2486322.28	--
MW-5	12/06/06	2	128.97	5.6	15.2	6.39	954618.70	2486334.00	2.3.E-04
MW-6	12/06/06	2	129.73	6.4	16.0	6.74	954515.90	2486382.00	2.4.E-04
MW-7	12/04/06	2	128.24	7.7	17.4	6.16	954678.40	2486244.00	2.5.E-04
MW-8	12/05/06	2	130.91	10.3	19.9	9.18	954675.80	2486153.00	2.2.E-04
MW-9	12/07/06	2	131.76	5.2	15.2	3.60	954674.78	2486275.68	2.2.E-04
MW-10	02/15/11	2	130.34	5.0	15.0	3.72	954786.63	2486209.75	--
MW-11	02/15/11	2	130.59	5.0	14.95	3.49	954843.72	2486194.80	--
MW-11D	05/07/14	2	131.63	25.0	35.00	6.95	954841.56	24.86223.97	
MW-12	02/15/11	2	134.56	3.0	13.0	1.79	954901.41	2486347.26	--
MW-12D	05/06/14	2	134.15	28.0	38.0	9.13	954893.80	2486343.62	
MW-13R	02/15/11	2	131.07	2.0	12.0	3.10	954847.48	2486401.82	--
MW-14	02/12/12	1.5	135.01	10.0	20.0	10.42	954847.97	2486532.10	--
MW-15	02/12/12	2	130.84	5.0	15.0	6.78	954946.34	2486103.83	--

NGVD = National Geodetic Vertical Datum of 1929
TOC = Top of well Casing
*MW-5 was not guaged in September 2017. Value is from March 2017.

TABLE 2. GROUND WATER ELEVATION DATA - WIX FILTRATION FACILITY, DILLON, SC

Monitor Well	Gauging Date	TOC Elevation (ft NAVD)	Depth to Product (ft BTOC)	Depth to Water (ft BTOC)	Groundwater Elevation (ft NAVD)
MW-1	09/05/17	131.56	--	3.73	127.83
MW-2	09/05/17	129.58	--	2.22	127.36
MW-3	09/05/17	129.06	--	1.71	127.35
MW-4R	09/05/17	133.92	--	5.28	128.64
MW-5	09/05/17	128.97	--	--	--
MW-6	09/05/17	129.73	--	2.69	127.04
MW-7	09/05/17	128.24	--	1.50	126.74
MW-8	09/05/17	130.91	--	4.94	125.97
MW-9	09/05/17	131.76	--	4.62	127.14
MW-10	09/05/17	130.34	--	5.03	125.31
MW-11	09/05/17	130.59	--	4.02	126.57
MW-11D	09/05/17	131.63	--	4.33	127.30
MW-12	09/05/17	134.56	--	2.65	131.91
MW-12D	09/05/17	134.15	--	6.73	127.42
MW-13R	09/05/17	131.42	--	2.51	128.91
MW-14	09/05/17	135.01	--	7.63	127.38
MW-15	09/05/17	130.84	--	4.55	126.29

NGVD = National Geodetic Vertical Datum of 1929
TOC = Top of well casing
BTOC = Below top of well casing
*MW-5 was not guaged in September 2017. Value is from March 2017.

TABLE 3. GROUNDWATER ANALYTICAL RESULTS - WIX FILTRATION FACILITY, DILLON, SC

EPA 8260 (ug/l) Monitor Well	Sample Date	Acetone	Benzene	cis-1,2-DCE	trans-1,2-DCE	1,2-DCE (Total)	Toluene	2-Butanone
SC GW Std. (MCL)		NE	5	70	100	170	1,000	NE
MW-1	09/06/17	11	ND	ND	ND	ND	3.0	ND
DUP-01	09/06/17	12	ND	ND	ND	ND	3.5	2.3
MW-2	09/06/17	ND	ND	ND	ND	ND	28,000	ND
MW-3	09/06/17	ND	ND	ND	ND	ND	7,100	ND
MW-4	09/06/17	ND	ND	ND	ND	ND	550,000	ND
MW-7	09/05/17	ND	ND	ND	ND	ND	ND	ND
MW-10	09/05/17	3.0	ND	ND	ND	ND	16	ND
MW-11	09/05/17	ND	8.6	ND	ND	ND	480	ND
MW-11D	09/05/17	ND	ND	4.4	ND	4.4	ND	ND
MW-12	09/06/17	ND	ND	ND	ND	ND	650	ND
MW-12D	09/05/17	ND	ND	ND	ND	ND	3.4	ND
MW-13R	09/05/17	60,000	ND	ND	ND	ND	520,000	ND
MW-14	09/05/17	ND	ND	1,300	ND	1300	ND	ND
MW-15	09/05/17	ND	ND	ND	ND	ND	ND	ND

Only detected compounds are shown in table
J - Result less than RL but greater than or equal MDL
NE - Not established
Blue font - exceeds SC MCL where an MCL is established
ND - Not detected

Appendix A
Groundwater Gauging
Data Summary

APPENDIX A. GROUND WATER GAUGING DATA SUMMARY - WIX FILTRATION FACILITY, DILLON, SC

Monitor Well	Gauging Date	TOC Elevation (ft NAVD)	Depth to Product (ft BTOC)	Depth to Water (ft BTOC)	Ground Water Elevation (ft NAVD)
MW-1	05/24/06	131.56	--	3.85	127.71
MW-1	01/04/07	131.56	--	3.25	128.31
MW-1	01/11/08	131.56	--	5.69	125.87
MW-1	03/12/09	131.56	--	3.09	128.47
MW-1	09/01/09	131.56	--	5.45	126.11
MW-1	03/10/10	131.56	--	--	--
MW-1	09/09/10	131.56	--	5.69	125.87
MW-1	02/23/11	131.56	--	2.51	129.05
MW-1	08/11/11	131.56	--	6.21	125.35
MW-1	02/13/12	131.56	--	5.13	126.43
MW-1	08/09/12	131.56	--	5.42	126.14
MW-1	02/12/13	131.56	--	3.00	128.56
MW-1	08/06/13	131.56	--	3.66	127.90
MW-1	02/24/14	131.56	--	0.40	131.16
MW-1	09/03/14	131.56	--	5.07	126.49
MW-1	03/04/15	131.56	--	1.35	130.21
MW-1	08/18/15	131.56	--	5.83	125.73
MW-1	03/23/16	131.56	--	4.11	127.45
MW-1	08/10/16	131.56	--	5.95	125.61
MW-1	03/20/17	131.56	--	3.36	128.20
MW-1	09/05/17	131.56	--	3.73	127.83
MW-4	05/24/11	130.47	--	4.30	126.17
MW-4	01/04/07	130.47	--	2.71	127.76
MW-4	01/11/08	130.47	--	6.39	124.08
MW-4	03/12/09	130.47	--	2.82	127.65
MW-4	09/01/09	130.47	--	6.70	123.77
MW-4	03/10/10	130.47	--	2.84	127.63
MW-4	09/09/10	130.47	--	7.77	122.70
MW-4	02/23/11	130.47	--	3.04	127.43
MW-4	08/11/11	130.47	--	9.04	121.43
MW-4	02/13/12	130.47	--	5.21	125.26
MW-4	08/09/12	130.47	--	Well damaged	
MW-4	02/12/13	130.47	--	Well damaged	
MW-4	08/06/13	130.47	--	Well damaged	
MW-4	02/24/14	130.47	--	Well damaged	
MW-4R	09/03/14	133.92	--	2.73	131.19
MW-4R	03/04/15	133.92	--	4.20	129.72
MW-4R	08/18/15	133.92	--	7.68	126.24
MW-4R	03/23/16	133.92	--	5.17	128.75
MW-4R	08/10/16	133.92	--	6.50	127.42
MW-4R	03/20/17	133.92	--	5.53	128.39

Monitor Well	Gauging Date	TOC Elevation (ft NAVD)	Depth to Product (ft BTOC)	Depth to Water (ft BTOC)	Ground Water Elevation (ft NAVD)
MW-2	05/24/06	129.58	--	3.58	126.00
MW-2	01/04/07	129.58	--	1.65	127.93
MW-2	01/11/08	129.58	--	5.54	124.04
MW-2	03/12/09	129.58	--	1.87	127.71
MW-2	09/01/09	129.58	--	5.99	123.59
MW-2	03/10/10	129.58	--	1.77	127.81
MW-2	09/09/10	129.58	--	6.74	122.84
MW-2	02/23/11	129.58	--	2.35	127.23
MW-2	08/11/11	129.58	--	7.66	121.92
MW-2	02/13/12	129.58	--	4.29	125.29
MW-2	08/09/12	129.58	--	5.71	123.87
MW-2	02/12/13	129.58	--	4.66	124.92
MW-2	08/06/13	129.58	--	1.99	127.59
MW-2	02/24/14	129.58	--	0.51	129.07
MW-2	09/03/14	129.58	--	3.91	125.67
MW-2	03/04/15	129.58	--	1.10	128.48
MW-2	08/18/15	129.58	--	6.62	122.96
MW-2	03/23/16	129.58	--	2.02	127.56
MW-2	08/10/16	129.58	--	3.64	125.94
MW-2	03/20/17	129.58	--	2.13	127.45
MW-2	09/05/17	129.58	--	2.22	127.36
MW-5	05/24/11	128.97	--	--	--
MW-5	01/04/07	128.97	--	1.22	127.75
MW-5	01/11/08	128.97	--	5.03	123.94
MW-5	03/12/09	128.97	--	1.21	127.76
MW-5	09/01/09	128.97	--	5.36	123.61
MW-5	03/10/10	128.97	--	1.07	127.90
MW-5	09/09/10	128.97	--	6.39	122.58
MW-5	02/23/11	128.97	--	1.75	127.22
MW-5	08/11/11	128.97	--	7.49	121.48
MW-5	02/13/12	128.97	--	5.39	123.58
MW-5	08/09/12	128.97	--	5.28	123.69
MW-5	02/12/13	128.97	--	2.47	126.50
MW-5	08/06/13	128.97	--	1.67	127.30
MW-5	02/24/14	128.97	--	0.60	128.37
MW-5	09/03/14	128.97	--	4.15	124.82
MW-5	03/04/15	128.97	--	0.30	128.67
MW-5	08/18/15	128.97	--	6.59	122.38
MW-5	03/23/16	128.97	--	1.95	127.02
MW-5	08/10/16	128.97	--	2.76	126.21
MW-5	03/20/17	128.97	--	1.94	127.03

Monitor Well	Gauging Date	TOC Elevation (ft NAVD)	Depth to Product (ft BTOC)	Depth to Water (ft BTOC)	Ground Water Elevation (ft NAVD)
MW-3	05/24/06	129.06	--	2.82	126.24
MW-3	01/04/07	129.06	--	1.10	127.96
MW-3	01/11/08	129.06	--	4.61	124.45
MW-3	03/12/09	129.06	--	1.32	127.74
MW-3	09/01/09	129.06	--	4.76	124.30
MW-3	03/10/10	129.06	--	1.15	127.91
MW-3	09/09/10	129.06	--	5.87	123.19
MW-3	02/23/11	129.06	--	1.75	127.31
MW-3	08/11/11	129.06	--	6.94	122.12
MW-3	02/13/12	129.06	--	4.27	124.79
MW-3	08/09/12	129.06	--	5.03	124.03
MW-3	02/12/13	129.06	--	3.43	125.63
MW-3	08/06/13	129.06	--	1.38	127.68
MW-3	02/24/14	129.06	--	0.63	128.43
MW-3	09/03/14	129.06	--	4.01	125.05
MW-3	03/04/15	129.06	--	0.40	128.66
MW-3	08/18/15	129.06	--	5.03	124.03
MW-3	03/23/16	129.06	--	1.40	127.66
MW-3	08/10/16	129.06	--	2.53	126.53
MW-3	03/20/17	129.06	--	1.69	127.37
MW-3	09/05/17	129.06	--	1.71	127.35
MW-6	05/24/11	129.73	--	--	--
MW-6	01/04/07	129.73	--	1.64	128.09
MW-6	01/11/08	129.73	--	5.86	123.87
MW-6	03/12/09	129.73	--	2.09	127.64
MW-6	09/01/09	129.73	--	6.23	123.50
MW-6	03/10/10	129.73	--	--	--
MW-6	09/09/10	129.73	--	6.74	122.99
MW-6	02/23/11	129.73	--	2.57	127.16
MW-6	08/11/11	129.73	--	8.23	121.50
MW-6	02/13/12	129.73	--	4.62	125.11
MW-6	08/09/12	129.73	--	6.20	123.53
MW-6	02/12/13	129.73	--	3.62	126.11
MW-6	08/06/13	129.73	--	3.06	126.67
MW-6	02/24/14	129.73	--	1.30	128.43
MW-6	09/03/14	129.73	--	4.71	125.02
MW-6	03/04/15	129.73	--	1.21	128.52
MW-6	08/18/15	129.73	--	5.98	123.75
MW-6	03/23/16	129.73	--	2.29	127.44
MW-6	08/10/16	129.73	--	3.51	126.22
MW-6	03/20/17	129.73	--	2.18	127.55

APPENDIX A. GROUND WATER GAUGING DATA SUMMARY - WIX FILTRATION FACILITY, DILLON, SC

Monitor Well	Gauging Date	TOC Elevation (ft NAVD)	Depth to Product (ft BTOC)	Depth to Water (ft BTOC)	Ground Water Elevation (ft NAVD)
MW-4R	09/05/17	133.92	--	5.28	128.64
MW-7	01/04/07	128.24	--	0.55	127.69
MW-7	01/11/08	128.24	--	4.90	123.34
MW-7	03/12/09	128.24	--	1.21	127.03
MW-7	09/01/09	128.24	--	5.00	123.24
MW-7	03/10/10	128.24	--	1.42	126.82
MW-7	09/09/10	128.24	--	6.16	122.08
MW-7	02/23/11	128.24	--	1.38	126.86
MW-7	08/11/11	128.24	--	6.74	121.50
MW-7	02/13/12	128.24	--	3.50	124.74
MW-7	08/09/12	128.24	--	5.22	123.02
MW-7	02/12/13	128.24	--	2.69	125.55
MW-7	08/06/13	128.24	--	1.12	127.12
MW-7	02/24/14	128.24	--	0.10	128.14
MW-7	09/03/14	128.24	--	4.63	123.61
MW-7	03/04/15	128.24	--	0.01	128.23
MW-7	08/18/15	128.24	--	6.58	121.66
MW-7	03/23/16	128.24	--	0.50	127.74
MW-7	08/10/16	128.24	--	2.41	125.83
MW-7	03/20/17	128.24	--	0.93	127.31
MW-7	09/05/17	128.24	--	--	--
MW-10	02/23/11	130.34	--	3.72	126.62
MW-10	08/11/11	130.34	--	8.29	122.05
MW-10	02/13/12	130.34	--	5.48	124.86
MW-10	08/09/12	130.34	--	4.41	125.93
MW-10	02/12/13	130.34	--	4.00	126.34
MW-10	08/06/13	130.34	--	5.60	124.74
MW-10	02/24/14	130.34	--	4.27	126.07
MW-10	09/03/14	130.34	--	6.59	123.75
MW-10	03/04/15	130.34	--	4.12	126.22
MW-10	08/18/15	130.34	--	7.40	122.94
MW-10	03/23/16	130.34	--	4.51	125.83
MW-10	08/10/16	130.34	--	4.37	125.97
MW-10	03/20/17	130.34	--	4.38	125.96
MW-10	09/05/17	130.34	--	5.03	125.31
MW-13	02/23/11	131.42	--	3.10	128.32
MW-13	08/11/11	131.42	--	8.30	123.12
MW-13	02/13/12	131.42	--	5.72	125.70
MW-13	08/09/12	131.42	--	7.00	124.42

Monitor Well	Gauging Date	TOC Elevation (ft NAVD)	Depth to Product (ft BTOC)	Depth to Water (ft BTOC)	Ground Water Elevation (ft NAVD)
MW-5	09/05/17	128.97	--	--	--
MW-8	01/04/07	130.91	--	4.22	126.69
MW-8	01/11/08	130.91	--	8.01	122.90
MW-8	03/12/09	130.91	--	4.28	126.63
MW-8	09/01/09	130.91	--	5.85	125.06
MW-8	03/10/10	130.91	--	2.84	128.07
MW-8	09/09/10	130.91	--	9.18	121.73
MW-8	02/23/11	130.91	--	4.28	126.63
MW-8	08/11/11	130.91	--	10.50	120.41
MW-8	02/13/12	130.91	--	5.63	125.28
MW-8	08/09/12	130.91	--	5.44	125.47
MW-8	02/12/13	130.91	--	4.42	126.49
MW-8	08/06/13	130.91	--	5.37	125.54
MW-8	02/24/14	130.91	--	3.89	127.02
MW-8	09/03/14	130.91	--	7.91	123.00
MW-8	03/04/15	130.91	--	3.77	127.14
MW-8	08/18/15	130.91	--	9.60	121.31
MW-8	03/23/16	130.91	--	4.44	126.47
MW-8	08/10/16	130.91	--	4.86	126.05
MW-8	03/20/17	130.91	--	4.21	126.70
MW-8	09/05/17	130.91	--	4.94	125.97
MW-11	02/23/11	130.59	--	3.49	127.10
MW-11	08/11/11	130.59	--	8.99	121.60
MW-11	02/13/12	130.59	--	5.47	125.12
MW-11	08/09/12	130.59	--	4.09	126.50
MW-11	02/12/13	130.59	--	3.79	126.80
MW-11	08/06/13	130.59	--	5.56	125.03
MW-11	02/24/14	130.59	--	4.05	126.54
MW-11	09/03/14	130.59	--	7.24	123.35
MW-11	03/04/15	130.59	--	4.02	126.57
MW-11	08/18/15	130.59	--	7.50	123.09
MW-11	03/23/16	130.59	--	4.26	126.33
MW-11	08/10/16	130.59	--	4.23	126.36
MW-11	03/20/17	130.59	--	4.05	126.54
MW-11	09/05/17	130.59	--	4.02	126.57
MW-14	02/13/12	135.01	--	10.42	124.59
MW-14	08/09/12	135.01	--	11.1	123.91

Monitor Well	Gauging Date	TOC Elevation (ft NAVD)	Depth to Product (ft BTOC)	Depth to Water (ft BTOC)	Ground Water Elevation (ft NAVD)
MW-6	09/05/17	129.73	--	2.69	127.04
MW-9	01/04/07	131.76	--	3.55	128.21
MW-9	01/11/08	131.76	--	5.67	126.09
MW-9	03/12/09	131.76	--	3.58	128.18
MW-9	09/01/09	131.76	--	6.19	125.57
MW-9	03/10/10	131.76	--	3.00	128.76
MW-9	09/09/10	131.76	--	6.98	124.78
MW-9	02/23/11	131.76	--	3.61	128.15
MW-9	08/11/11	131.76	--	7.29	124.47
MW-9	02/13/12	131.76	--	4.71	127.05
MW-9	08/09/12	131.76	--	6.29	125.47
MW-9	02/12/13	131.76	--	5.62	126.14
MW-9	08/06/13	131.76	--	4.53	127.23
MW-9	02/24/14	131.76	--	2.76	129.00
MW-9	09/03/14	131.76	--	5.86	125.90
MW-9	03/04/15	131.76	--	3.70	128.06
MW-9	08/18/15	131.76	--	6.58	125.18
MW-9	03/23/16	131.76	--	3.42	128.34
MW-9	08/10/16	131.76	--	3.87	127.89
MW-9	03/20/17	131.76	--	3.19	128.57
MW-9	09/05/17	131.76	--	4.62	127.14
MW-12	02/23/11	134.56	--	1.79	132.77
MW-12	08/11/11	134.56	--	4.26	130.30
MW-12	02/13/12	134.56	--	5.39	129.17
MW-12	08/09/12	134.56	--	8.32	126.24
MW-12	02/12/13	134.56	--	5.09	129.47
MW-12	08/06/13	134.56	--	4.55	130.01
MW-12	08/06/13	134.56	--	3.58	130.98
MW-12	09/03/14	134.56	--	4.74	129.82
MW-12	03/04/15	134.56	--	3.63	130.93
MW-12	08/18/15	134.56	--	5.09	129.47
MW-12	03/23/16	134.56	--	3.83	130.73
MW-12	08/10/16	134.56	--	3.18	131.38
MW-12	03/20/17	134.56	--	3.38	131.18
MW-12	09/05/17	134.56	--	2.65	131.91
MW-15	02/13/12	130.84	--	6.78	124.06
MW-15	08/09/12	130.84	--	8.32	122.52

APPENDIX A. GROUND WATER GAUGING DATA SUMMARY - WIX FILTRATION FACILITY, DILLON, SC

Monitor Well	Gauging Date	TOC Elevation (ft NAVD)	Depth to Product (ft BTOC)	Depth to Water (ft BTOC)	Ground Water Elevation (ft NAVD)
MW-13	02/12/13	131.42	--	6.87	124.55
MW-13	08/06/13	131.42	--	2.32	129.1
MW-13	02/24/14	131.42	--	2.39	129.03
MW-13	09/03/14	131.42	--	2.39	129.03
MW-13	03/04/15	131.42	--	2.56	128.86
MW-13R	08/18/15	131.42	--	5.63	125.79
MW-13R	03/23/16	131.42	--	1.90	129.52
MW-13R	08/10/16	131.42	--	2.44	128.98
MW-13R	03/20/17	131.42	--	2.68	128.74
MW-13R	09/05/17	131.42	--	2.51	128.91
MW-11D	09/03/14	131.63	--	6.95	124.68
MW-11D	03/04/15	131.63	--	2.76	128.87
MW-11D	08/18/15	131.63	--	8.95	122.68
MW-11D	03/23/16	131.63	--	3.85	127.78
MW-11D	08/10/16	131.63	--	5.17	126.46
MW-11D	03/20/17	131.63	--	4.30	127.33
MW-11D	09/05/17	131.63	--	4.33	127.30

Monitor Well	Gauging Date	TOC Elevation (ft NAVD)	Depth to Product (ft BTOC)	Depth to Water (ft BTOC)	Ground Water Elevation (ft NAVD)
MW-14	02/12/13	135.01	--	11.53	123.48
MW-14	08/06/13	135.01	--	6.75	128.26
MW-14	02/24/14	135.01	--	6.25	128.76
MW-14	09/03/14	135.01	--	6.25	128.76
MW-14	03/04/15	135.01	--	5.75	129.26
MW-14	08/18/15	135.01	--	11.65	123.36
MW-14	03/23/16	135.01	--	6.88	128.13
MW-14	08/10/16	135.01	--	8.74	126.27
MW-14	03/20/17	135.01	--	5.53	129.48
MW-14	09/05/17	135.01	--	7.63	127.38
MW-12D	09/03/14	134.15	--	9.13	125.02
MW-12D	03/04/15	134.15	--	5.40	128.75
MW-12D	08/18/15	134.15	--	10.87	123.28
MW-12D	03/23/16	134.15	--	6.20	127.95
MW-12D	08/10/16	134.15	--	7.56	126.59
MW-12D	03/20/17	134.15	--	7.31	126.84
MW-12D	09/05/17	134.15	--	6.73	127.42

Monitor Well	Gauging Date	TOC Elevation (ft NAVD)	Depth to Product (ft BTOC)	Depth to Water (ft BTOC)	Ground Water Elevation (ft NAVD)
MW-15	02/12/13	130.84	--	6.10	124.74
MW-15	08/06/13	130.84	--	4.85	125.99
MW-15	02/24/14	130.84	--	4.30	126.54
MW-15	09/03/14	130.84	--	4.30	126.54
MW-15	03/04/15	130.84	--	3.99	126.85
MW-15	08/18/15	130.84	--	9.61	121.23
MW-15	03/23/16	130.84	--	4.72	126.12
MW-15	08/10/16	130.84	--	4.72	126.12
MW-15	03/20/17	130.84	--	5.10	125.74
MW-15	09/05/17	130.84	--	4.55	126.29

NGVD = National Geodetic Vertical Datum of 1929 TOC = Top of PVC Casing "--" = Not detected or no data available

Appendix B
Groundwater Analytical Data Summary

APPENDIX B. GROUND WATER ANALYTICAL DATA SUMMARY - WIX FILTRATION FACILITY, DILLON, SC

EPA 8260 (ug/l) Sample Location	Sample Date	Acetone	Benzene	cis-1,2-DCE	trans-1,2-DCE	1,2-DCE (Total)	1,1-DCE	Ethylbenzene	2-Hexanone	Isopropylbenzene	p-Isopropyltoluene	n-Propylbenzene	Toluene	TCE	PCE	1,2,4-Trimethylbenzene	1,3,5-Trimethylbenzene	1,1,1-TCA	Xylene (Total)	m&p-Xylene	o-Xylene	Carbon disulfide	2-Butanone	sec-Butylbenzene	n-Butylbenzene	tert-Butylbenzene	Styrene	2-Chlorotoluene	4-Chlorotoluene	Methylene Chloride	Naphthalene	Vinyl Chloride	1,2,3-Trichlorobenzene	MTBE	1,1-DCA	1,2-DCA
SC GWr Std (MCL)		NE	5	70	100	170	7	700	NE	NE	NE	NE	1,000	5	5	NE	NE	200	10K	NE	NE	360	NE	NE	NE	NE	100	NE	NE	NE	NE	2				
MW-1	05/25/06	ND	ND	ND	ND	ND	ND	ND	ND	ND	ND	ND	340,000	ND	ND	ND	ND	ND	230	ND	ND	ND	ND	ND	ND	ND	ND	ND	ND	ND	ND	ND	ND	ND	ND	ND
MW-1	08/08/07	ND	ND	ND	ND	ND	ND	ND	ND	ND	ND	ND	260,000	ND	ND	ND	ND	ND	ND	ND	ND	ND	ND	ND	ND	ND	ND	ND	ND	ND	ND	ND	ND	ND	ND	ND
MW-1	01/10/08	ND	ND	ND	ND	ND	ND	ND	ND	ND	ND	ND	231,000	ND	ND	ND	ND	ND	ND	ND	ND	ND	ND	ND	ND	ND	ND	ND	ND	ND	ND	ND	ND	ND	ND	ND
MW-1	08/14/08	ND	ND	ND	ND	ND	ND	ND	ND	ND	ND	ND	254,000	ND	ND	ND	ND	ND	ND	--	--	ND	ND	ND	ND	ND	ND	ND	ND	ND	ND	ND	ND	ND	ND	ND
MW-1	03/12/09	ND	69.8	4.02	ND	4.02	ND	45.9	ND	ND	4.1	ND	286,000	ND	ND	2.18	ND	ND	44	--	--	ND	ND	ND	ND	ND	ND	ND	ND	ND	ND	ND	ND	ND	ND	ND
MW-1	09/01/09	ND	57.9	2.85	ND	2.85	ND	25.4	ND	ND	3.3	ND	229,000	ND	ND	1.86	1.57	ND	26	--	--	ND	ND	ND	ND	ND	ND	ND	ND	ND	ND	ND	ND	ND	ND	ND
MW-1	03/10/10	ND	ND	ND	ND	ND	ND	ND	ND	ND	ND	ND	326,000	ND	ND	ND	ND	ND	ND	--	--	ND	ND	ND	ND	ND	ND	ND	ND	ND	ND	ND	ND	ND	ND	ND
MW-1	09/09/10	62	ND	2.66	ND	ND	ND	48.4	ND	1.02	8.13	3.81	332,000	ND	1.24	10.8	4.05	ND	51.4	--	--	ND	ND	ND	ND	ND	ND	ND	ND	ND	ND	ND	ND	ND	ND	ND
MW-1	02/23/11	ND	60.3	2.8	ND	2.8	ND	ND	ND	ND	6.75	1.91	282,000	ND	ND	6.39	2.31	ND	ND	--	--	2.93	ND	ND	ND	ND	ND	ND	ND	ND	ND	ND	ND	ND	ND	ND
MW-1	08/12/11	ND	63.2	2.92	ND	ND	ND	35.6	ND	ND	6.02	1.43	364,000	ND	2.08	3.81	1.56	ND	37	--	--	1.52	ND	ND	ND	ND	ND	ND	ND	ND	ND	ND	ND	ND	ND	ND
DUP-01	08/12/11	ND	58.5	ND	ND	ND	ND	ND	ND	ND	ND	ND	338,000	ND	ND	ND	ND	ND	ND	--	--	ND	ND	ND	ND	ND	ND	ND	ND	ND	ND	ND	ND	ND	ND	ND
MW-1	02/13/12	ND	20.4	ND	ND	ND	ND	ND	ND	ND	ND	ND	18,100	ND	ND	ND	ND	ND	ND	--	--	ND	ND	ND	ND	ND	ND	ND	ND	ND	ND	ND	ND	ND	ND	ND
MW-1	08/10/12	ND	54.3	1.95	ND	ND	ND	9.28	ND	ND	0.988(j)	0.436(J)	66,700	ND	0.353(J)	1.56	0.614(j)	ND	10.4	--	--	0.292(J)	ND	ND	ND	ND	ND	ND	ND	ND	ND	ND	ND	ND	ND	ND
DUP-01	08/10/12	ND	53	2.2	ND	ND	ND	10.8	ND	ND	0.33(J)	ND	44,200	ND	0.404	3.47	1.23	ND	12.7	--	--	0.351(J)	ND	ND	ND	ND	0.422(J)	0.754(J)	ND	ND	ND	ND	ND	ND	ND	ND
MW-1	02/12/13	ND	25.6	1.01	ND	ND	ND	0.72(J)	ND	ND	ND	ND	167	ND	ND	1.17	ND	ND	0.669(J)	--	--	ND	ND	ND	ND	ND	ND	ND	ND	ND	ND	ND	ND	ND	ND	ND
DUP-01	02/12/13	ND	24.8	1.04	ND	ND	ND	1.4	ND	0.290(J)	ND	ND	114	ND	ND	1.47	0.287(J)	ND	1.46(J)	--	--	ND	ND	ND	ND	ND	ND	ND	ND	ND	1.41(J)	ND	ND	ND	ND	ND
MW-1	08/07/13	ND	6.57	0.257(J)	ND	ND	ND	ND	ND	ND	ND	ND	164	ND	ND	ND	ND	ND	ND	--	--	ND	ND	ND	ND	ND	ND	ND	ND	0.359	ND	ND	ND	ND	ND	ND
MW-1	02/25/14	ND	0.321(J)	ND	ND	ND	ND	0.978	ND	ND	ND	ND	1,050	ND	ND	ND	ND	ND	1.33(J)	--	--	ND	ND	ND	ND	ND	ND	ND	ND	ND	ND	ND	ND	ND	ND	ND
DUP-01	02/25/14	ND	0.313(J)	0.392(j)	ND	.392(J)	ND	9:50 AM	ND	ND	ND	ND	1,450	ND	ND	ND	ND	ND	1.87(J)	--	--	ND	ND	ND	ND	ND	ND	ND	ND	ND	ND	ND	ND	ND	ND	ND
MW-1	09/04/14	ND	5.95	0.479(J)	ND	ND	ND	ND	ND	ND	ND	ND	19	ND	ND	ND	ND	ND	ND	--	--	ND	ND	ND	ND	ND	ND	ND	ND	ND	ND	ND	ND	ND	ND	ND
DUP-01	09/04/14	ND	6.06	0.436(J)	ND	ND	ND	ND	ND	ND	ND	ND	20	ND	ND	ND	ND	ND	ND	--	--	ND	ND	ND	ND	ND	ND	ND	ND	ND	ND	ND	ND	ND	ND	ND
MW-1	03/04/15	ND	ND	ND	ND	ND	ND	ND	ND	ND	ND	ND	17	ND	ND	ND	ND	ND	ND	--	--	ND	ND	ND	ND	ND	ND	ND	ND	ND	0.917(J)	ND	ND	ND	ND	ND
DUP-01	03/04/15	ND	ND	ND	ND	ND	ND	ND	ND	ND	ND	ND	81	ND	ND	ND	ND	ND	ND	--	--	ND	ND	ND	ND	ND	ND	ND	ND	ND	ND	ND	ND	ND	ND	ND
MW-1	08/19/15	ND	0.446(J)	ND	ND	ND	ND	ND	ND	ND	ND	ND	68	ND	ND	ND	ND	ND	ND	--	--	ND	ND	ND	ND	ND	ND	ND	ND	ND	ND	ND	ND	ND	ND	ND
DUP-01	08/19/15	ND	0.488(J)	ND	ND	ND	ND	ND	ND	ND	ND	ND	94	ND	ND	ND	ND	ND	ND	--	--	ND	ND	ND	ND	ND	ND	ND	ND	ND	ND	ND	ND	ND	ND	ND
MW-1	03/23/16	ND	ND	ND	ND	ND	ND	ND	ND	ND	ND	ND	0.204(J)	ND	ND	ND	ND	ND	ND	--	--	ND	ND	ND	ND	ND	ND	ND	ND	ND	ND	ND	ND	ND	ND	ND
DUP-01	03/23/16	ND	ND	).268(JB)	ND	ND	ND	ND	ND	ND	ND	ND	ND	ND	ND	ND	ND	ND	ND	--	--	ND	ND	ND	ND	ND	ND	ND	ND	ND	ND	ND	ND	ND	ND	ND
MW-1	08/11/16	ND	ND	ND	ND	ND	ND	ND	ND	ND	ND	ND	23.6	ND	ND	ND	ND	ND	ND	--	--	ND	ND	ND	ND	ND	ND	ND	ND	ND	ND	ND	ND	ND	ND	ND
DUP-01	08/11/16	ND	ND	ND	ND	ND	ND	ND	ND	ND	ND	ND	25.8	ND	ND	ND	ND	ND	ND	--	--	ND	ND	ND	ND	ND	ND	ND	ND	ND	ND	ND	ND	ND	ND	ND
MW-1	03/21/17	ND	ND	ND	ND	ND	ND	ND	ND	ND	ND	ND	ND	ND	ND	ND	ND	ND	ND	--	--	ND	ND	ND	ND	ND	ND	ND	ND	ND	ND	ND	ND	ND	ND	ND
DUP-01	03/21/17	ND	ND	ND	ND	ND	ND	ND	ND	ND	ND	ND	ND	ND	ND	ND	ND	ND	ND	--	--	ND	ND	ND	ND	ND	ND	ND	ND	ND	ND	ND	ND	ND	ND	ND
MW-1	09/06/17	11	ND	ND	ND	ND	ND	ND	ND	ND	--	--	3.0	ND	ND	--	--	ND	ND	--	--	ND	ND	--	--	--	ND	--	--	ND	--	ND	--	ND	ND	ND
DUP-01	09/06/17	12	ND	ND	ND	ND	ND	ND	ND	ND	--	--	3.5	ND	ND	--	--	ND	ND	--	--	ND	2.3	--	--	--	ND	--	--	ND	--	ND	--	ND	ND	ND
MW-2	05/24/06	ND	21	ND	ND	ND	ND	3.0	ND	ND	ND	ND	11,000	ND	ND	ND	ND	ND	2.8	2.4	ND	ND	ND	ND	ND	ND	ND	ND	ND	ND	ND	ND	ND	ND	ND	ND
MW-2	08/08/07	ND	ND	ND	ND	ND	ND	ND	ND	ND	ND	ND	31,100	ND	ND	ND	ND	ND	ND	ND	ND	ND	ND	ND	ND	ND	ND	ND	ND	ND	ND	ND	ND	ND	ND	ND
MW-2	01/10/08	ND	ND	ND	ND	ND	ND	ND	ND	ND	ND	ND	127,000	ND	ND	ND	ND	ND	ND	ND	ND	ND	ND	ND	ND	ND	ND	ND	ND	ND	ND	ND	ND	ND	ND	ND
MW-2	08/14/08	ND	ND	ND	ND	ND	ND	ND	ND	ND	ND	ND	81,500	ND	ND	ND	ND	ND	ND	--	--	ND	ND	ND	ND	ND	ND	ND	ND	ND	ND	ND	ND	ND	ND	ND
MW-2	03/12/09	ND	56.4	1.89	ND	1.89	ND	27.9	ND	ND	1.24	1.21	141,400	ND	ND	1.1	ND	ND	18.9	--	--	ND	ND	ND	ND	ND	ND	ND	ND	ND	ND	ND	ND	ND	ND	ND
MW-2	09/01/09	ND	44.8	1.39	ND	1.39	ND	11.9	ND	ND	1.74	ND	91,800	ND	ND	ND	ND	ND	12.4	--	--	ND	ND	ND	ND	ND	ND	ND	ND	ND	ND	ND	ND	ND	ND	ND
MW-2	03/10/10	ND	ND	ND	ND	ND	ND	ND	ND	ND	ND	ND	99,400	ND	ND	ND	ND	ND	ND	--	--	ND	ND	ND	ND	ND	ND	ND	ND	ND	ND	ND	ND	ND	ND	ND
MW-2	09/09/10	ND	69.1	1.72	ND	ND	ND	25.5	ND	ND	7.48	1.69	167,000	ND	ND	2.81	ND	ND	24.3	--	--	ND	ND	ND	ND	ND	ND	ND	ND	ND	ND	ND	ND	ND	ND	ND
MW-2	02/23/11	ND	60	1.72	ND	ND	ND	21	ND	ND	2.94	1.57	115,000	ND	ND	1.73	ND	ND	20.7	--	--	ND	ND	ND	ND	ND	ND	ND	ND	ND	ND	ND	ND	ND	ND	ND
MW-2	08/12/11	ND	61.6	1.44	ND	ND	ND	10.4	ND	ND	1.03	ND	96,600	ND	ND	ND	ND	ND	11	--	--	ND	ND	ND	ND	ND	ND	ND	ND	ND	ND	ND	ND	ND	ND	ND
MW-2	02/13/12	ND	ND	ND	ND	ND	ND	ND	ND	ND	ND	ND	222,000	ND	ND	ND	ND	ND	ND	--	--	ND	ND	ND	ND	ND	ND	ND	ND	ND	ND	ND	ND	ND	ND	ND
MW-2	08/10/12	18.6(J)	64.2	1.84	ND	ND	ND	23.8	ND	0.303(J)	3.82	1.32	137,000		0.295(J)	2.22	0.722(J)	ND	24.4	--	--	0.629(J)	ND	ND	ND	ND	ND	ND	ND	ND	ND	ND	ND	ND	ND	ND
MW-2	02/12/13	29.5(J)	61.4	1.97	ND	ND	ND	20.1	ND	0.295(J)	3.02	1.23	131,000	0.266(J)	0.303(J)	2.08	0.587(J)	ND	22.3	--	--	1.36	ND	ND	ND	ND	ND	ND	ND	ND	1.36(J)	ND	ND	ND	ND	ND
MW-2	08/07/13	46.4	52.6	1.35	ND	ND	ND	15.1	ND	ND	2.41	0.787(J)	112,000	ND	ND	1.39	0.450(J)	ND	16.9	--	--	0.449(J)	ND	ND	ND	ND	ND	ND		0.349(J)	ND	ND	ND	ND	ND	ND
DUP-01	08/07/13	49.5	49.6	1.43	ND	ND	ND	15.1	ND	ND	2.22	0.733(J)	101,000	ND	ND	1.57	0.580(J)	ND	17.2	--	--	0.394(J)	ND	ND	ND	ND	ND	ND		0.583(J)	ND	ND	ND	ND	ND	ND
MW-2	02/25/14	10.8(J)	50.3	1.39	ND	ND	ND	19	ND	ND	2.95	1.03	105,000	ND	0.260(J)	2.53	0.736(J)	ND	19.1	--	--	0.603(J)	ND	ND	ND	ND	ND	ND	ND	ND	1.49(J)	ND	ND	ND	ND	ND
MW-2	09/04/14	30.1	51.4	1.48	ND	ND	ND	12.8	ND	0.851(J)	1.62	0.747(J)	63,300	ND	ND	1.33	0.752(J)	ND	13.9	--	--	ND	ND	ND	ND	ND	ND	ND	ND	ND	ND	ND	ND	ND	ND	ND
MW-2	03/04/15	90.8	40.5	1.08	ND	ND	ND	17.2	ND	ND	2.76	0.953(J)	85,100	0.304(J)	ND	1.6	0.560(J)	ND	20.2	--	--	ND	2.83(J)	ND	ND	ND	ND	ND	ND	ND	0.304(J)	ND	ND	ND	ND	ND
MW-2	08/19/15	90.9	44.4	1.39	ND	ND	ND	19.2	ND	ND	2.91	4.28	92,000	ND	ND	2.02	0.887(J)	ND	35.2	--	--	0.303(J)	3.90(J)	ND	ND	ND	ND	ND	ND	ND	ND	ND	ND	ND	ND	ND
MW-2	03/23/16	49.6	37	1.01	ND	ND	ND	13.2	ND	ND	3.25	1.19	39,000	ND	0.161(J)	2.09	0.844(J)	ND	18.6	--	--	ND	ND	ND	ND	ND	ND	ND	ND	ND	ND	ND	ND	ND	ND	ND
MW-2	08/11/16	ND	ND	ND	ND	ND	ND	ND	ND	ND	ND	ND	46,200	ND	ND	ND	ND		435(J)	--	--	ND	ND	ND	175(J)	ND	ND	ND	ND	ND	505(J)	ND	ND	ND	ND	ND
MW-2	03/21/17	ND	ND	ND	ND	ND	ND	ND	ND	ND	ND	ND	15,000	ND	ND	ND	ND		ND	--	--	ND	ND	ND	ND	ND	ND	ND	ND	ND	505(J)	ND	ND	ND	ND	ND
MW-2	09/06/17	ND	ND	ND	ND	ND	ND	ND	ND	ND	--	--	28,000	ND	ND	--	--	ND	ND	--	--	ND	ND	--	--	--	ND	--	--	ND	--	ND	--	ND	ND	ND
MW-3	05/24/06	ND	ND	ND	ND	ND	ND	ND	ND	ND	ND	ND	210,000	ND	ND	2,100	ND	ND	ND	ND	ND	ND	ND	ND	ND	ND	ND	ND	ND	ND	ND	ND	ND	ND	ND	ND
DUP-1	05/24/06	ND	ND	ND	ND	ND	ND	ND	ND	ND	ND	ND	220,000	ND	ND	2,100	ND	ND	ND	ND	ND	ND	ND	ND	ND	ND	ND	ND	ND	ND	ND	ND	ND	ND	ND	ND
MW-3	08/08/07	ND	ND	ND	ND	ND	ND	ND	ND	ND	ND	ND	142,000	ND	ND	ND	ND	ND	ND	ND	ND	ND	ND	ND	ND	ND	ND	ND	ND	ND	ND	ND	ND	ND	ND	ND
DUP-1	08/08/07	ND	25.3	2.3	ND	2.3	ND	28.5	5.7	16.3	ND	ND	132,000	ND	ND	134	ND	ND	86.4	39.7	46.7	ND	ND	ND	ND	ND	ND	ND	ND	ND	ND	ND	ND	ND	ND	ND

APPENDIX B. GROUND WATER ANALYTICAL DATA SUMMARY - WIX FILTRATION FACILITY, DILLON, SC

EPA 8260 (ug/l) Sample Location	Sample Date	Acetone	Benzene	cis-1,2-DCE	trans-1,2-DCE	1,2-DCE (Total)	1,1-DCE	Ethylbenzene	2-Hexanone	Isopropylbenzene	p-Isopropyltoluene	n-Propylbenzene	Toluene	TCE	PCE	1,2,4-Trimethylbenzene	1,3,5-Trimethylbenzene	1,1,1-TCA	Xylene (Total)	m&p-Xylene	o-Xylene	Carbon disulfide	2-Butanone	sec-Butylbenzene	n-Butylbenzene	tert-Butylbenzene	Styrene	2-Chlorotoluene	4-Chlorotoluene	Methylene Chloride	Naphthalene	Vinyl Chloride	1,2,3-Trichlorobenzene	MTBE	1,1-DCA	1,2-DCA
SC GWr Std (MCL)		NE	5	70	100	170	7	700	NE	NE	NE	NE	1,000	5	5	NE	NE	200	10K	NE	NE	360	NE	NE	NE	NE	100	NE	NE	NE	NE	2				
MW-3	01/10/08	ND	ND	ND	ND	ND	ND	ND	ND	ND	ND	ND	78,300	ND	ND	ND	ND	ND	ND	ND	ND	ND	ND	ND	ND	ND	ND	ND	ND	ND	ND	ND	ND	ND	ND	ND
DUP-1	01/10/08	ND	ND	ND	ND	ND	ND	ND	ND	ND	ND	ND	90,300	ND	ND	ND	ND	ND	ND	ND	ND	ND	ND	ND	ND	ND	ND	ND	ND	ND	ND	ND	ND	ND	ND	ND
MW-3	08/14/08	ND	ND	ND	ND	ND	ND	ND	ND	ND	ND	ND	57,800	ND	ND	ND	ND	ND	ND	--	--	ND	ND	ND	ND	ND	ND	ND	ND	ND	ND	ND	ND	ND	ND	ND
MW-3	03/12/09	ND	9.85	ND	ND	ND	ND	15.2	ND	23.8	5.43	35.8	14,200	ND	ND	173	60.2	ND	30.1	--	--	ND	ND	ND	ND	ND	ND	ND	ND	ND	ND	ND	ND	ND	ND	ND
MW-3	09/01/09	ND	13.8	1.09	ND	1.09	ND	22.7	ND	22.3	7.55	50.1	41,000	ND	ND	159	69.6	ND	63.9	--	--	ND	ND	ND	ND	ND	ND	ND	ND	ND	ND	ND	ND	ND	ND	ND
MW-3	03/10/10	ND	ND	ND	ND	ND	ND	ND	ND	ND	ND	112	6,470	ND	ND	150	184	ND	ND	--	--	ND	ND	ND	ND	ND	ND	ND	ND	ND	ND	ND	ND	ND	ND	ND
MW-3	09/09/10	ND	ND	ND	ND	ND	ND	23.7	ND	21.3	6.1	36.2	65,300	ND	ND	156	55.3	ND	68.0	--	--	ND	ND	ND	ND	ND	ND	ND	ND	ND	ND	ND	ND	ND	ND	ND
MW-3	02/23/11	474	29.4	1.67	ND	ND	ND	38.4	ND	25	5.19	48.1	156,000	ND	ND	165	60.7	ND	113.0	--	--	1.27	66.2	1.46	3.5	25.7	3.5	25.7	66.2	1.46	3.5	25.7	ND	ND	ND	ND
MW-3	08/13/11	ND	20.2	1.13	ND	ND	ND	13.9	ND	8.38	1.49	15	104,000	ND	ND	70.6	21	ND	42.2	--	--	ND	ND	ND	1.26	ND	1.26	ND	ND	ND	1.26	ND	ND	ND	ND	ND
MW-3	02/13/12	ND	ND	ND	ND	ND	ND	ND	ND	ND	ND	ND	161,000	ND	ND	ND	ND	ND	ND	--	--	ND	ND	ND	ND	ND	ND	ND	ND	ND	ND	ND	ND	ND	ND	ND
MW-3	08/10/12	43.6(J)	21.4	1.29	ND	ND	ND	21.5	ND	11.6	2.41	20.6	93,500	ND	0.465(J)	93.4	30.9	ND	66.5	--	--	ND	5.82(J)	0.797(J)	ND	ND	1	ND	ND	ND	ND	ND	ND	ND	ND	ND
MW-3	02/12/13	58.7	25.5	1.73	ND	ND	ND	33.2	ND	18.6	4.15	33.8	128,000	0.377(J)	0.742(J)	173	57.3	ND	111	--	--	0.417(J)	ND	ND	ND	ND	ND	ND	ND	ND	2.04(J)	ND	ND	ND	ND	ND
MW-3	08/07/13	ND	16.8	1.04	ND	ND	ND	12.5	ND	7.21	1.5	8.89	25,400	ND	ND	65.4	21.7	ND	33.4	--	--	ND	ND	ND	ND	ND	ND	ND		0.789(J)	ND	ND	ND	ND	ND	ND
MW-3	02/25/14	ND	19.3	1.39	ND	ND	ND	17	ND	9.35	2.95	14.9	20,000	0.281(J)	ND	92.8	34.5	ND	40.6	--	--	ND	ND	ND	1.52	ND	ND	ND	ND	ND	0.664(J)	ND	ND	ND	ND	ND
MW-3	09/04/14	6.71(J)	21.80	1.22	ND	ND	ND	16.40	ND	7.42	2.15	14.90	52,700	0.309(J)	ND	74	23.8	ND	49.8	--	--	ND	ND	0.912(J)	1.27	ND	ND	17.2	ND	ND	1.85(J)	ND	ND	ND	ND	ND
MW-3	03/04/15	ND	17.30	1.29	ND	ND	ND	11.90	ND	7.22	1.73	11.90	4,960	ND	ND	63	21.2	ND	16.7	--	--	0.306(J)	ND	0.680(J)	ND	ND	ND	ND	ND	ND	0.427	ND	ND	ND	ND	ND
MW-3	08/19/15	12.4(J)	22.20	1.55	ND	ND	ND	33.40	ND	11.30	2.49	25.60	69,700	0.331(J)	0.177(J)	118	39.7	ND	89.9	--	--	ND	ND	1.06	2.93	ND	ND	ND	ND	ND	ND	ND	ND	ND	ND	ND
MW-3	03/23/16	ND	13.20	1.21	ND	ND	ND	6.68	ND	5.33	1.29	6.17	1,370	ND	ND	44.3	16.5	ND	9.91	--	--	ND	ND	0.605(J)	ND	ND	ND	ND	ND	ND	0.36(JB)	ND	ND	ND	ND	ND
MW-3	08/11/16	ND	16.8(J)	ND	ND	ND	ND	18.6(J)	ND	9.59(J)	ND	16.1(J)	39,200	ND	ND	95.8	31.2		50.2(J)	--	--	ND	ND	ND	ND	ND	ND	ND	ND	ND	ND	ND	ND	ND	ND	ND
MW-3	03/21/17	ND	14(J)	ND	ND	ND	ND	ND	ND	ND	ND	ND	3,600	ND	ND	ND	ND		ND	--	--	ND	ND	ND	ND	ND	ND	ND	ND	ND	ND	ND	ND	ND	ND	ND
MW-3	09/06/17	ND	ND	ND	ND	ND	ND	ND	ND	ND	--	--	7,100	ND	ND	--	--	ND	ND	--	--	ND	ND	--	--	--	ND	--	--	ND	--	ND	--	ND	ND	ND
MW-4	05/24/06	27	27	4.8	ND	5.1	ND	3.4	ND	ND	ND	1.1	41,000	ND	ND	ND	1.6	ND	9.3	4.1	5.2	ND	ND	ND	ND	ND	ND	ND	ND	ND	ND	ND	ND	ND	ND	ND
MW-4	08/08/07	ND	ND	ND	ND	ND	ND	ND	ND	ND	ND	ND	169,000	ND	ND	ND	ND	ND	ND	ND	ND	ND	ND	ND	ND	ND	ND	ND	ND	ND	ND	ND	ND	ND	ND	ND
MW-4	01/10/08	ND	ND	ND	ND	ND	ND	ND	ND	ND	ND	ND	321,000	ND	ND	ND	ND	ND	ND	ND	ND	ND	ND	ND	ND	ND	ND	ND	ND	ND	ND	ND	ND	ND	ND	ND
MW-4	08/14/08	ND	ND	ND	ND	ND	ND	ND	ND	ND	ND	ND	321,000	ND	ND	ND	ND	ND	ND	--	--	ND	ND	ND	ND	ND	ND	ND	ND	ND	ND	ND	ND	ND	ND	ND
DUP-1	08/14/08	ND	ND	ND	ND	ND	ND	ND	ND	ND	ND	ND	333,000	ND	ND	ND	ND	ND	ND	--	--	ND	ND	ND	ND	ND	ND	ND	ND	ND	ND	ND	ND	ND	ND	ND
MW-4	03/12/09	ND	ND	ND	ND	ND	ND	ND	ND	ND	ND	ND	340,000	ND	ND	ND	ND	ND	ND	--	--	ND	ND	ND	ND	ND	ND	ND	ND	ND	ND	ND	ND	ND	ND	ND
DUP-1	03/13/09	ND	ND	ND	ND	ND	ND	ND	ND	ND	ND	ND	349,000	ND	ND	ND	ND	ND	ND	--	--	ND	ND	ND	ND	ND	ND	ND	ND	ND	ND	ND	ND	ND	ND	ND
MW-4	09/01/09	64.7	81.1	12.9	ND	12.9	ND	25.5	ND	4.07	2.06	ND	272,000	ND	1.03	33.1	9.09	ND	56.2	--	--	ND	ND	ND	ND	ND	ND	ND	ND	ND	ND	ND	ND	ND	ND	ND
MW-4	03/10/10	ND	ND	ND	ND	ND	ND	ND	ND	ND	ND	112	450,000	ND	ND	150	184	ND	ND	--	--	ND	ND	ND	ND	ND	ND	ND	ND	ND	ND	ND	ND	ND	ND	ND
DUP-1	03/10/10	ND	ND	ND	ND	ND	ND	ND	ND	ND	ND	112	447,000	ND	ND	150	184	ND	ND	--	--	ND	ND	ND	ND	ND	ND	ND	ND	ND	ND	ND	ND	ND	ND	ND
MW-4	09/09/10	72.8	93.4	13.4	ND	ND	ND	27.4	ND	5.32	1.5	8.31	296,000	ND	1.31	37.4	11.5	ND	59.2	--	--	ND	ND	ND	ND	ND	ND	ND	ND	ND	ND	ND	ND	ND	ND	ND
DUP-1	09/09/10	70.0	93.1	13.6	ND	ND	ND	25.1	ND	4.71	1.23	6.98	304,000	ND	1.26	32.4	9.87	ND	54.6	--	--	ND	ND	ND	ND	ND	ND	ND	ND	ND	ND	ND	ND	ND	ND	ND
MW-4	02/24/11	157	95	14	ND	ND	ND	33.3	ND	5.89	1.83	9.44	267,000	ND	ND	40.4	12.8	ND	71.1	--	--	ND	ND	ND	ND	ND	ND	ND	ND	ND	ND	ND	ND	ND	ND	ND
MW-4	08/12/11	230	118	14	ND	ND	ND	36.8	ND	8.49	3.65	13.6	449,000	ND	2.4	61.5	18.8	ND	79.4	--	--	2.11	ND	ND	ND	ND	ND	ND	ND	ND	ND	ND	ND	ND	ND	ND
MW-4	02/13/12	ND	ND	ND	ND	ND	ND	ND	ND	ND	ND	ND	384,000	ND	ND	ND	ND	ND	ND	--	--	ND	ND	ND	ND	ND	ND	ND	ND	ND	ND	ND	ND	ND	ND	ND
MW-4	08/10/12	287	20.2	14.1	ND	ND	ND	34.8	ND	5.81	1.5	8.25	404,000	ND	ND	37.4	11.8	ND	72	--	--	2.71	24.7(J)	ND	ND	ND	0.954(J)	ND	ND	ND	ND	ND	ND	ND	ND	ND
MW-4	09/04/14	607	76.5	12.20	0.839(j)	ND	ND	45.4	ND	13.1	9.3	ND	327,000	ND	2.65	115	36.5	ND	105	--	--	2.65	63.5	1.04	1.77	ND	ND	27.2	ND	ND	2.77(J)	ND	ND	ND	ND	ND
MW-4	03/04/15	629	40.5	12.30	0.410(J)	ND	ND	46.8	ND	8.81	4.01	17.8	449,000	0.416(J)	3.81	74.3	24.8	ND	97.9	--	--	3.85	ND	ND	0.423(J)	ND	ND	ND	ND	ND	0.866(J)	ND	ND	ND	ND	ND
MW-4	08/19/15	ND	ND	ND	ND	ND	ND	ND	ND	ND	ND	ND	448,000	ND	ND	ND	ND	ND	ND	--	--	ND	ND	ND	ND	ND	ND	ND	ND	ND	ND	ND	ND	ND	ND	ND
MW-4	03/23/16	ND	ND	ND	ND	ND	ND	59	ND	10	13.2	21	433,000	ND	ND	74.5	27.1	ND	123	--	--	226(JB)	ND	0.975(J)	ND	ND	ND	ND	ND	ND	0.967(JB)	ND	ND	ND	ND	ND
MW-4	08/11/16	ND	ND	ND	ND	ND	ND	ND	ND	ND	ND	ND	232,000	ND	ND	ND	ND	ND	ND	ND	ND	ND	ND	ND	ND	ND	ND	ND	ND	ND	ND	ND	ND	ND	ND	ND
MW-4	03/21/17	ND	ND	ND	ND	ND	ND	ND	ND	ND	ND	ND	520,000	ND	ND	ND	ND	ND	ND	ND	ND	ND	ND	ND	ND	ND	ND	ND	ND	ND	ND	ND	ND	ND	ND	ND
MW-4	09/06/17	ND	ND	ND	ND	ND	ND	ND	ND	ND	--	--	550,000	ND	ND	--	--	ND	ND	--	--	ND	ND	--	--	--	ND	--	--	ND	--	ND	--	ND	ND	ND
MW-5	01/04/07	ND	ND	ND	ND	ND	ND	ND	ND	ND	ND	ND	ND	ND	ND	ND	ND	ND	ND	ND	ND	ND	ND	ND	ND	ND	ND	ND	ND	ND	ND	ND	ND	ND	ND	ND
MW-6	01/04/07	ND	ND	ND	ND	ND	ND	ND	ND	ND	ND	ND	ND	ND	ND	ND	ND	ND	ND	ND	ND	ND	ND	ND	ND	ND	ND	ND	ND	ND	ND	ND	ND	ND	ND	ND
MW-7	01/04/07	ND	ND	ND	ND	ND	ND	ND	ND	ND	ND	ND	ND	ND	ND	ND	ND	ND	ND	ND	ND	ND	ND	ND	ND	ND	ND	ND	ND	ND	ND	ND	ND	ND	ND	ND
MW-7	DUP-1	ND	ND	ND	ND	ND	ND	ND	ND	ND	ND	ND	ND	ND	ND	ND	ND	ND	ND	ND	ND	ND	ND	ND	ND	ND	ND	ND	ND	ND	ND	ND	ND	ND	ND	ND
MW-7	08/08/07	ND	ND	ND	ND	ND	ND	ND	ND	ND	ND	ND	59.7	ND	ND	ND	ND	ND	ND	ND	ND	ND	ND	ND	ND	ND	ND	ND	ND	ND	ND	ND	ND	ND	ND	ND
MW-7	08/23/07	ND	ND	ND	ND	ND	ND	ND	ND	ND	ND	ND	ND	ND	ND	ND	ND	ND	ND	ND	ND	ND	ND	ND	ND	ND	ND	ND	ND	ND	ND	ND	ND	ND	ND	ND
MW-7	01/10/08	ND	ND	ND	ND	ND	ND	ND	ND	ND	ND	ND	ND	ND	ND	ND	ND	ND	ND	ND	ND	ND	ND	ND	ND	ND	ND	ND	ND	ND	ND	ND	ND	ND	ND	ND
MW-7	08/14/08	ND	ND	ND	ND	ND	ND	ND	ND	ND	ND	ND	ND	ND	ND	ND	ND	ND	ND	--	--	ND	ND	ND	ND	ND	ND	ND	ND	ND	ND	ND	ND	ND	ND	ND
MW-7	03/13/09	ND	ND	ND	ND	ND	ND	ND	ND	ND	ND	ND	ND	ND	ND	ND	ND	ND	ND	--	--	ND	ND	ND	ND	ND	ND	ND	ND	ND	ND	ND	ND	ND	ND	ND
MW-7	09/01/09	ND	ND	ND	ND	ND	ND	ND	ND	ND	ND	ND	ND	ND	ND	ND	ND	ND	ND	--	--	ND	ND	ND	ND	ND	ND	ND	ND	ND	ND	ND	ND	ND	ND	ND
MW-7	03/10/10	ND	ND	ND	ND	ND	ND	ND	ND	ND	ND	ND	ND	ND	ND	ND	ND	ND	ND	--	--	ND	ND	ND	ND	ND	ND	ND	ND	ND	ND	ND	ND	ND	ND	ND
MW-7	09/09/10	ND	ND	ND	ND	ND	ND	ND	ND	ND	ND	ND	ND	ND	ND	ND	ND	ND	ND	--	--	ND	ND	ND	ND	ND	ND	ND	ND	ND	ND	ND	ND	ND	ND	ND
MW-7	02/23/11	ND	ND	ND	ND	ND	ND	ND	ND	ND	ND	ND	7.76	ND	ND	ND	ND	ND	ND	--	--	ND	ND	ND	ND	ND	ND	ND	ND	ND	ND	ND	ND	ND	ND	ND
MW-7	08/11/11	ND	ND	ND	ND	ND	ND	ND	ND	ND	ND	ND	ND	ND	ND	ND	ND	ND	ND	--	--	ND	ND	ND	ND	ND	ND	ND	ND	ND	ND	ND	ND	ND	ND	ND

APPENDIX B. GROUND WATER ANALYTICAL DATA SUMMARY - WIX FILTRATION FACILITY, DILLON, SC

EPA 8260 (ug/l) Sample Location	Sample Date	Acetone	Benzene	cis-1,2-DCE	trans-1,2-DCE	1,2-DCE (Total)	1,1-DCE	Ethylbenzene	2-Hexanone	Isopropylbenzene	p-Isopropyltoluene	n-Propylbenzene	Toluene	TCE	PCE	1,2,4-Trimethylbenzene	1,3,5-Trimethylbenzene	1,1,1-TCA	Xylene (Total)	m&p-Xylene	o-Xylene	Carbon disulfide	2-Butanone	sec-Butylbenzene	n-Butylbenzene	tert-Butylbenzene	Styrene	2-Chlorotoluene	4-Chlorotoluene	Methylene Chloride	Naphthalene	Vinyl Chloride	1,2,3-Trichlorobenzene	MTBE	1,1-DCA	1,2-DCA
SC GWr Std (MCL)		NE	5	70	100	170	7	700	NE	NE	NE	NE	1,000	5	5	NE	NE	200	10K	NE	NE	360	NE	NE	NE	NE	100	NE	NE	NE	NE	2				
MW-7	02/13/12	ND	ND	ND	ND	ND	ND	ND	ND	ND	ND	ND	ND	ND	ND	ND	ND	ND	ND	--	--	ND	ND	ND	ND	ND	ND	ND	ND	ND	ND	ND	ND	ND	ND	ND
DUP-01	02/13/12	ND	ND	ND	ND	ND	ND	ND	ND	ND	ND	ND	ND	ND	ND	ND	ND	ND	ND	--	--	ND	ND	ND	ND	ND	ND	ND	ND	ND	ND	ND	ND	ND	ND	ND
MW-7	08/09/12	ND	ND	ND	ND	ND	ND	ND	ND	ND	ND	ND	ND	ND	ND	ND	ND	ND	ND	--	--	ND	ND	ND	ND	ND	ND	ND	ND	ND	ND	ND	ND	ND	ND	ND
MW-7	02/12/13	ND	ND	ND	ND	ND	ND	ND	ND	ND	ND	ND	ND	ND	ND	ND	ND	ND	ND	--	--	ND	ND	ND	ND	ND	ND	ND	ND	ND	ND	ND	ND	ND	ND	ND
MW-7	08/06/13	ND	ND	ND	ND	ND	ND	ND	ND	ND	ND	ND	0.586(J,B)	ND	ND	0.229(J)	ND	ND	0.437(J)	--	--	ND	ND	ND	ND	ND	ND	ND	ND	0.800J	ND	ND	ND	ND	ND	ND
MW-7	02/24/14	ND	ND	ND	ND	ND	ND	ND	ND	ND	ND	ND	ND	ND	ND	ND	ND	ND	ND	--	--	ND	ND	ND	ND	ND	ND	ND	ND	ND	ND	ND	ND	ND	ND	ND
MW-7	09/03/14	ND	ND	ND	ND	ND	ND	ND	ND	ND	ND	ND	0.569(J)	ND	ND	ND	ND	ND	ND	--	--	ND	ND	ND	ND	ND	ND	ND	ND	ND	ND	ND	ND	ND	ND	ND
MW-7	09/03/14	ND	ND	ND	ND	ND	ND	ND	ND	ND	ND	ND	0.199(J)	ND	ND	ND	ND	ND	ND	--	--	ND	ND	ND	ND	ND	ND	ND	ND	ND	ND	ND	ND	ND	ND	ND
MW-7	08/18/15	ND	ND	ND	ND	ND	ND	ND	ND	ND	ND	ND	ND	ND	ND	ND	ND	ND	ND	--	--	ND	ND	ND	ND	ND	ND	ND	ND	ND	ND	ND	ND	ND	ND	ND
MW-7	03/22/16	ND	ND	ND	ND	ND	ND	ND	ND	ND	ND	ND	178	ND	ND	ND	ND	ND	ND	--	--	ND	ND	ND	ND	ND	ND	ND	ND	ND	ND	ND	ND	ND	ND	ND
MW-7	08/10/16	ND	ND	ND	ND	ND	ND	ND	ND	ND	ND	ND	ND	ND	ND	ND	ND	ND	ND	--	--	ND	ND	ND	ND	ND	ND	ND	ND	ND	ND	ND	ND	ND	ND	ND
MW-7	03/20/17	ND	ND	ND	ND	ND	ND	ND	ND	ND	ND	ND	ND	ND	ND	ND	ND	ND	ND	--	--	ND	ND	ND	ND	ND	ND	ND	ND	ND	ND	ND	ND	ND	ND	ND
MW-7	09/05/17	ND	ND	ND	ND	ND	ND	ND	ND	ND	--	--	ND	ND	ND	--	--	ND	ND	--	--	ND	ND	--	--	--	ND	--	--	ND	--	ND	--	ND	ND	ND
MW-8	01/04/07	ND	ND	ND	ND	ND	ND	ND	ND	ND	ND	ND	ND	ND	ND	ND	ND	ND	ND	ND	ND	ND	ND	ND	ND	ND	ND	ND	ND	ND	ND	ND	ND	ND	ND	ND
MW-9	01/04/07	ND	ND	3.0	ND	ND	ND	ND	ND	ND	ND	ND	ND	1.7	ND	ND	ND	ND	ND	ND	ND	ND	ND	ND	ND	ND	ND	ND	ND	ND	ND	ND	ND	ND	ND	ND
			ND																																	
MW-10	02/23/11	ND	ND	ND	ND	ND	ND	ND	ND	ND	ND	ND	2.38	ND	ND	ND	ND	ND	ND	--	--	ND	ND	ND	ND	ND	ND	ND	ND	ND	ND	ND	ND	ND	ND	ND
MW-10	08/11/11	ND	ND	ND	ND	ND	ND	ND	ND	ND	ND	ND	1.31	ND	ND	ND	ND	ND	ND	--	--	ND	ND	ND	ND	ND	ND	ND	ND	ND	ND	ND	ND	ND	ND	ND
MW-10	02/13/12	ND	ND	ND	ND	ND	ND	ND	ND	ND	ND	ND	1.26	ND	ND	ND	ND	ND	ND	--	--	ND	ND	ND	ND	ND	ND	ND	ND	ND	ND	ND	ND	ND	ND	ND
MW-10	08/09/12	ND	ND	ND	ND	ND	ND	ND	ND	ND	ND	ND	ND	ND	ND	ND	ND	ND	ND	--	--	ND	ND	ND	ND	ND	ND	ND	ND	ND	ND	ND	ND	ND	ND	ND
MW-10	02/12/13	ND	ND	ND	ND	ND	ND	ND	ND	ND	ND	ND	ND	ND	ND	ND	ND	ND	ND	--	--	ND	ND	ND	ND	ND	ND	ND	ND	ND	ND	ND	ND	ND	ND	ND
MW-10	08/06/13	ND		ND	ND	ND	ND	ND	ND	ND	ND	ND	0.614(J,B)	ND	ND	ND	ND	ND	ND	--	--	ND	ND	ND	ND	ND	ND	ND	ND	0.670(J)	ND	ND	ND	ND	ND	ND
MW-10	02/24/14	ND	ND	ND	ND	ND	ND	ND	ND	ND	ND	ND	ND	ND	ND	ND	ND	ND	ND	--	--	ND	ND	ND	ND	ND	ND	ND	ND	ND	ND	ND	ND	ND	ND	ND
MW-10	09/03/14	ND	ND	ND	ND	ND	ND	ND	ND	ND	ND	ND	0.553(J)	ND	ND	ND	ND	ND	ND	--	--	ND	ND	ND	ND	ND	ND	ND	ND	ND	ND	ND	ND	ND	ND	ND
MW-10	03/04/15	ND	ND	ND	ND	ND	ND	ND	ND	ND	ND	ND	ND	ND	ND	ND	ND	ND	ND	--	--	ND	ND	ND	ND	ND	ND	ND	ND	ND	ND	ND	ND	ND	ND	ND
MW-10	08/18/15	ND	ND	ND	ND	ND	ND	ND	ND	ND	ND	ND	ND	ND	ND	ND	ND	ND	ND	--	--	ND	ND	ND	ND	ND	ND	ND	ND	ND	ND	ND	ND	ND	ND	ND
MW-10	03/22/16	ND	ND	ND	ND	ND	ND	0.275(J)	ND	ND	ND	0.352(J)	11.8	ND	ND	1.89	0.677(J)	ND	0.894(J)	--	--	ND	ND	ND	ND	ND	ND	ND	ND	ND	0.678(JB)	ND	ND	ND	ND	ND
MW-10	08/10/16	ND	ND	ND	ND	ND	ND	ND	ND	ND	ND	ND	ND	ND	ND	ND	ND	ND	ND	--	--	ND	ND	ND	ND	ND	ND	ND	ND	ND	ND	ND	ND	ND	ND	ND
MW-10	03/20/17	ND	ND	ND	ND	ND	ND	ND	ND	ND	ND	ND	ND	ND	ND	ND	ND	ND	ND	--	--	ND	ND	ND	ND	ND	ND	ND	ND	ND	ND	ND	ND	ND	ND	ND
MW-10	09/05/17	3.0	ND	ND	ND	ND	ND	ND	ND	ND	--	--	16	ND	ND	--	--	ND	ND	--	--	ND	ND	--	--	--	ND	--	--	ND	--	ND	--	ND	ND	ND
MW-11	02/23/11	ND	ND	ND	ND	ND	ND	ND	ND	ND	ND	ND	13,200	ND	ND	1.9	ND	ND	5.19	--	--	ND	ND	ND	ND	ND	ND	ND	ND	ND	ND	ND	ND	ND	ND	ND
MW-11	08/11/11	ND	ND	ND	ND	ND	ND	ND	ND	ND	ND	ND	16,300	ND	ND	ND	ND	ND	ND	--	--	ND	ND	ND	ND	ND	ND	ND	ND	ND	ND	ND	ND	ND	ND	ND
MW-11	02/12/12	ND	ND	ND	ND	ND	ND	ND	ND	ND	ND	ND	42,900	ND	ND	ND	ND	ND	ND	--	--	ND	ND	ND	ND	ND	ND	ND	ND	ND	ND	ND	ND	ND	ND	ND
MW-11	08/09/12	ND	0.443(J)	ND	ND	ND	ND	0.845(J)	ND	ND	ND	ND	3,070	ND	ND	0.400(J)	ND	ND	1.04(J)	--	--	ND	ND	ND	ND	ND	ND	ND	ND	ND	ND	ND	ND	ND	ND	ND
MW-11	02/12/13	ND	0.650(J)	ND	ND	ND	ND	1.06	ND	ND	ND	ND	1,910	ND	ND	0.593(J)	ND	ND	1.14(J)	--	--	ND	ND	ND	ND	ND	ND	ND	ND	ND	ND	ND	ND	ND	ND	ND
MW-11	08/06/13	ND	13.3	ND	ND	ND	ND	18.1	ND	0.931(J)	1.16	1.29	19,900	ND	ND	5.42	1.88	ND	19.1	--	--	ND	ND	ND	ND	ND	ND	ND	ND	1.71(J)	ND	ND	ND	ND	ND	ND
MW-11	02/24/14	ND	10.1	ND	ND	ND	ND	16.9	ND	1.01	1.99	1.94	47,900	ND	ND	8.2	ND	2.59	20.8	--	--	ND	ND	ND	ND	ND	ND	ND	ND	ND	ND	ND	ND	ND	ND	ND
MW-11	09/04/14	ND	4.32	ND	ND	ND	ND	1.04	ND	0.883(J)	0.566(J)	0.23(J)	792	ND	ND	1.4	0.668(J)	ND	2.56	--	--	ND	ND	0.437	ND	ND	ND	ND	ND	ND	ND	ND	ND	ND	ND	ND
MW-11	03/04/15	ND	11.2		0.410(J)	ND	ND	19	ND	1.21	1.96	2.28	65,700	0.416(J)	ND	8.01	2.8	ND	25.6	--	--	ND	ND	ND	ND	ND	ND	ND	ND	ND	ND	ND	ND	ND	ND	ND
MW-11	08/18/15	3.58(J)	11.4	ND	ND	ND	ND	12.4	ND	0.587(J)	0.670(J)	1.53	10,600	ND	ND	8.93	1.56	ND	17.1	--	--	ND	ND	ND	ND	ND	ND	ND	ND	0.686(J)	ND	ND	ND	ND	ND	ND
MW-11	03/22/16	9.21(J)	11.1	ND	ND	ND	ND	10.3	ND	0.601(J)	0.819(J)	1.1	14,500	ND	ND	4.28	1.22	ND	12.4	--	--	ND	ND	ND	ND	ND	ND	ND	ND	ND	0.294(JB)	ND	ND	ND	ND	ND
MW-11	08/10/16	ND	6.54(J)	ND	ND	ND	ND	ND	ND	ND	ND	ND	1,100	ND	ND	ND	ND	ND	ND	--	--	ND	ND	ND	ND	ND	ND	ND	ND	ND	ND	ND	ND	ND	ND	ND
MW-11	03/20/17	ND	5.7(J)	ND	ND	ND	ND	ND	ND	ND	ND	ND	950	ND	ND	ND	ND	ND	ND	--	--	ND	ND	ND	ND	ND	ND	ND	ND	ND	ND	ND	ND	ND	ND	ND
MW-11	09/05/17	ND	8.6	ND	ND	ND	ND	ND	ND	ND	--	--	480	ND	ND	--	--	ND	ND	--	--	ND	ND	--	--	--	ND	--	--	ND	--	ND	--	ND	ND	ND
MW-11D	09/03/14	ND	1.8	14.7	0.611(J)	ND	ND	ND	ND	ND	ND	ND	0.574(J)	ND	ND	ND	ND	ND	ND	--	--	ND	ND	ND	ND	ND	ND	ND	ND	ND	ND	ND	ND	ND	ND	ND
MW-11D	03/04/15	ND	1.68	17.2	0.354(J)	ND	ND	ND	ND	ND	ND	ND	0.248(J)	ND	ND	ND	ND	ND	ND	--	--	ND	ND	ND	ND	ND	ND	ND	ND	ND	ND	ND	ND	ND	ND	ND
MW-11D	08/18/15		2.22	22.6	0.299(J)	ND	ND	ND	ND	ND	ND	ND	ND	ND	ND	ND	ND	ND	ND	--	--	ND	ND	ND	ND	ND	ND	ND	ND	ND	ND	ND	ND	ND	ND	ND
MW-11D	03/22/16	3.69(J)	1.38	16.5	0.328(J)	ND	ND	ND	ND	ND	ND	ND	ND	ND	ND	0.22(J)	ND	ND	ND	--	--	ND	ND	ND	ND	ND	ND	ND	ND	ND	ND	ND	ND	ND	ND	ND
MW-11D	08/10/16		0.866(J)	13.9	ND	ND	ND	ND	ND	ND	ND	ND	2.91	ND	ND	ND	ND	ND	ND	--	--	ND	ND	ND	ND	ND	ND	ND	ND	ND	ND	ND	ND	ND	ND	ND
MW-11D	03/20/17		ND	5.1	ND	ND	ND	ND	ND	ND	ND	ND	ND	ND	ND	ND	ND	ND	ND	--	--	ND	ND	ND	ND	ND	ND	ND	ND	ND	ND	ND	ND	ND	ND	ND
MW-11D	09/05/17	ND	ND	4.4	ND	4.4	ND	ND	ND	ND	--	--	ND	ND	ND	--	--	ND	ND	--	--	ND	ND	--	--	--	ND	--	--	ND	--	ND	--	ND	ND	ND
MW-12	02/24/11	ND	ND	ND	ND	ND	ND	ND	ND	ND	ND	ND	494	ND	ND	1.05	ND	ND	ND	--	--	ND	ND	ND	ND	ND	ND	ND	ND	ND	ND	ND	ND	ND	ND	ND
MW-12	08/11/11	ND	0.528(J)	13.3	ND	ND	ND	191	ND	1.48	5.94	2.84	94,500	ND	ND	27	13.2	ND	230	--	--	ND	ND	ND	1.54	ND	1.54	ND	ND	ND	1.54	ND	ND	ND	ND	ND
MW-12	02/13/12	ND	0.742(J)	ND	ND	ND	ND	62.6	ND	ND	ND	ND	5,770	ND	ND	ND	ND	ND	66.8	--	--	ND	ND	ND	ND	ND	ND	ND	ND	ND	ND	ND	ND	ND	ND	ND
MW-12	08/09/12	ND	1.04	10.1	ND	ND	ND	91.9	ND	0.588(J)	3.53	1.29	7,060	ND	ND	11.7	6.15	ND	94.5	--	--	ND	ND	0.263(J)	1.09	ND	ND	ND	ND	ND	ND	ND	ND	ND	ND	ND
MW-12	02/12/13	ND	2.00	8.06	ND	ND	ND	82.9	ND	0.520(J)	2.85	1.03	498	ND	ND	9.35	5.15	ND	69.8	--	--	ND	ND	ND	ND	ND	ND	ND	ND	ND	1.52(J)	ND	ND	ND	ND	ND
MW-12	08/07/13	ND	ND	1.03	ND	ND	ND	126	ND	0.664(J)	2.94	1.43	46,100	0.671(J)	ND	15.5	7.53	ND	138	--	--	ND	ND	ND	ND	ND	ND	ND	ND	0.528(J)	1.52(J)	ND	ND	ND	ND	ND

APPENDIX B. GROUND WATER ANALYTICAL DATA SUMMARY - WIX FILTRATION FACILITY, DILLON, SC

EPA 8260 (ug/l) Sample Location	Sample Date	Acetone	Benzene	cis-1,2-DCE	trans-1,2-DCE	1,2-DCE (Total)	1,1-DCE	Ethylbenzene	2-Hexanone	Isopropylbenzene	p-Isopropyltoluene	n-Propylbenzene	Toluene	TCE	PCE	1,2,4-Trimethylbenzene	1,3,5-Trimethylbenzene	1,1,1-TCA	Xylene (Total)	m&p-Xylene	o-Xylene	Carbon disulfide	2-Butanone	sec-Butylbenzene	n-Butylbenzene	tert-Butylbenzene	Styrene	2-Chlorotoluene	4-Chlorotoluene	Methylene Chloride	Naphthalene	Vinyl Chloride	1,2,3-Trichlorobenzene	MTBE	1,1-DCA	1,2-DCA
SC GWr Std (MCL)		NE	5	70	100	170	7	700	NE	NE	NE	NE	1,000	5	5	NE	NE	200	10K	NE	NE	360	NE	NE	NE	NE	100	NE	NE	NE	NE	2				
MW-12	02/25/14	ND	ND	19.6	ND	ND	ND	127	ND	0.652(J)	ND	1.86	58,100	ND	0.294(J)	17.7	8.65	ND	134	--	--	ND	ND	0.229(J)	1.3		0.577(J)	ND	ND	ND	0.843(J)	ND	ND	ND	ND	ND
MW-12	09/04/14	ND	1.5	12.0	ND	ND	ND	87.4	ND	1	1.8	0.638(J)	98.1	ND	ND	8.53	4.82	ND	78.9	--	--	ND	ND	0.538(J)	0.979(J)	ND	ND	ND	ND	ND	1.74(J)	ND	ND	ND	ND	ND
MW-12	03/05/15	ND	1.05	9.2	ND	ND	ND	97	ND	0.532(J)	1.94	1.37	32,500	0.502(J)	0.721(J)	10.3	4.75	ND	81	--	--	ND	ND	0.479(J)	ND	ND	ND	ND	ND	ND	0.371(J)	ND	ND	ND	ND	ND
MW-12	08/18/15	ND	1.03	11.5	ND	ND	ND	95.9	ND	0.489(J)	1.7	0.913(J)	11.30	0.197(J)	ND	10.6	2.95	ND	43.4	--	--	ND	ND	0.240(J)	0.614(J)	ND	ND	ND	ND	ND	ND	ND	ND	ND	ND	ND
MW-12	03/22/16	2.75(J)	0.848(J)	10.3	ND	ND	ND	65.2	ND	0.43(J)	1.74	0.948(J)	2,060	0.159(J)	0.159J	10.4	4.58	ND	54.9	--	--	ND	ND	0.22(J)	ND	ND	ND	ND	ND	ND	0.654(JB)	0.199(J)	ND	ND	ND	ND
MW-12	08/10/16	ND	ND	7.47(J)	ND	ND	ND	71.3	ND	ND	ND	ND	1,340	ND	ND	8.08(J)	ND	ND	38.5(J)	--	--	ND	ND	ND	ND	ND	ND	ND	ND	ND	ND	ND	ND	ND	ND	ND
MW-12	03/21/17	9.0(J)	ND	0.42(J)	ND	ND	ND	0.91(J)	ND	ND	ND	ND	5.7	ND	ND	ND	ND	ND	0.74(J)	--	--	ND	ND	ND	ND	ND	ND	ND	ND	ND	ND	ND	ND	ND	ND	ND
MW-12	09/06/17	ND	ND	ND	ND	ND	ND	ND	ND	ND	--	--	650	ND	ND	--	--	ND	ND	--	--	ND	ND	--	--	--	ND	--	--	ND	--	ND	--	ND	ND	ND
MW-12D	09/04/14	ND	ND	ND	ND	ND	ND	ND	ND	ND	ND	ND	8.62	ND	ND	ND	ND	ND	ND	--	--	ND	ND	ND	ND	ND	ND	ND	ND	ND	ND	ND	ND	ND	ND	ND
MW-12D	03/04/15	ND	ND	ND	ND	ND	ND	ND	ND	ND	ND	ND	0.213(J)	ND	ND	ND	ND	ND	ND	--	--	ND	ND	ND	ND	ND	ND	ND	ND	ND	ND	ND	ND	ND	ND	ND
MW-12D	08/18/15	ND	ND	ND	ND	ND	ND	ND	ND	ND	ND	ND	0.346(J)	ND	ND	ND	ND	ND	ND	--	--	ND	ND	ND	ND	ND	ND	ND	ND	ND	ND	ND	ND	ND	ND	ND
MW-12D	03/22/16	ND	ND	ND	ND	ND	ND	0.216(J)	ND	ND	ND	ND	5.6	ND	ND	ND	ND	ND	ND	--	--	ND	ND	ND	ND	ND	ND	ND	ND	ND	0.324(JB)	ND	ND	ND	ND	ND
MW-12D	08/10/16	ND	ND	ND	ND	ND	ND	ND	ND	ND	ND	ND	0.953(J)	ND	ND	ND	ND	ND	ND	--	--	ND	ND	ND	ND	ND	ND	ND	ND	ND	ND	ND	ND	ND	ND	ND
MW-12D	03/21/17	ND	ND	ND	ND	ND	ND	ND	ND	ND	ND	ND	ND	ND	ND	ND	ND	ND	ND	--	--	ND	ND	ND	ND	ND	ND	ND	ND	ND	ND	ND	ND	ND	ND	ND
MW-12D	09/05/17	ND	ND	ND	ND	ND	ND	ND	ND	ND	--	--	3.4	ND	ND	--	--	ND	ND	--	--	ND	ND	--	--	--	ND	--	--	ND	--	ND	--	ND	ND	ND
MW-13	02/24/11	35800	ND	86.5	7.07	ND	ND	ND	ND	14.8	ND	21.8	371,000	ND	ND	99.3	30.4	ND	187	--	--	7.04	695	ND	ND	ND	ND	ND	695	ND	ND	ND	ND	ND	ND	ND
MW-13	08/11/11	ND	ND	ND	ND	ND	ND	ND	ND	ND	ND	ND	446,000	ND	ND	ND	ND	ND	ND	--	--	ND	ND	ND	ND	ND	ND	ND	ND	ND	ND	ND	ND	ND	ND	ND
MW-13	02/13/12	86,800	ND	ND	ND	ND	ND	ND	ND	ND	ND	ND	459,000	ND	ND	ND	ND	ND	ND	--	--	ND	ND	ND	ND	ND	ND	ND	ND	ND	ND	ND	ND	ND	ND	ND
MW-13	08/09/12	66,100	80.6	62	7.27	ND	ND	52.8	ND	89.5	6.97	156	666,000	ND	9	501(E)	218(E)	ND	402	--	--	7.15	741	0.545(J)	7.06	80.8	7.03	142	23.1	1.51(J)	3.23(J)	0.439(J)	ND	ND	ND	ND
MW-13	02/12/13	75,300	77.7	63.3	4.62	ND	ND	51.6	ND	22.6	1.42	38.6	395,000	3.08	ND	177	56.7	ND	219	--	--	7.34	962	ND	ND	ND	ND	ND	ND	2.65(J)	2.41(J)	0.541(J)	ND	ND	ND	ND
MW-13	08/07/13	36,700	69	62.3	6.01	ND	ND	ND	ND	ND	0.829(J)	22.3	533,000	ND	ND	120	41.2	ND	ND	--	--	3.48	516	0.654(J)	ND	ND	ND	ND	ND	1.53(J)	1.02(J)	ND	ND	ND	ND	ND
MW-13	02/25/14	26,800	76.2	62.5	4.38	ND	ND	43.3	ND	19.2	1.2	31	545,000	2.42	4.82	128	48.3	ND	171	--	--	4.27	407	ND	1.69	ND	ND	ND	ND	1.42(J)	1.09(J)	0.393(J)	ND	ND	ND	ND
MW-13	09/04/14	14,100	78.2	42.2	2.15	44.35	ND	45.8	ND	16.6	1.32	32.8	490,000	2.37	ND	135	44.5	ND	182	--	--	3.52	185	0.936(J)	1.18	ND	ND	ND	ND	0.799(J)	2.59(J)	ND	ND	ND	ND	ND
MW-13	03/05/15	18,700	71.6	44.5	1.3	ND	ND	47.7	3.88(J)	18.2	1.07	31.8	441,000	1.23	4.77	137	47.1	ND	183	--	--	4.83	393	0.760(J)	1.22	ND	ND	ND	ND	0.236(J)	1.03(J)	0.356(J)	ND	ND	ND	ND
MW-13R	08/19/15	45,300	ND	ND	ND	ND	ND	ND	ND	ND	ND	ND	451,000	ND	ND	ND	ND	ND	ND	--	--	ND	ND	ND	ND	ND	ND	ND	695	ND	ND	ND	ND	ND	ND	ND
MW-13R	03/23/16	42,800	85.5	108	ND	ND	ND	56	ND	20.4	ND	38	475,000	0.696(J)	ND	165	55.5	ND	261	--	--	14.6	508	ND	ND	ND	ND	ND	ND	2.04(J)	2.48(JB)	0.724(J)	0.231(J	1.18	ND	ND
MW-13R	08/10/16	ND	ND	ND	ND	ND	ND	ND	ND	ND	ND	ND	197,000	ND	ND	ND	ND	ND	ND	--	--	ND	ND	ND	ND	ND	ND	ND	ND	ND	ND	ND	ND	ND	ND	ND
MW-13R	03/21/17	38,000	ND	ND	ND	ND	ND	ND	ND	ND	ND	ND	510,000	ND	ND	ND	ND	ND	ND	--	--	ND	ND	ND	ND	ND	ND	ND	ND	2100(J)	ND	ND	ND	ND	2700(J)	2500(J)
MW-13R	09/05/17	60,000	ND	ND	ND	ND	ND	ND	ND	ND	--	--	520,000	ND	ND	--	--	ND	ND	--	--	ND	ND	--	--	--	ND	--	--	ND	--	ND	--	ND	ND	ND
MW-14	02/12/12	ND	ND	436	ND	ND	1.27	ND	ND	ND	ND	ND	ND	ND	1.24	ND	ND	ND	ND	--	--	ND	ND	ND	ND	ND	ND	ND	ND	ND	ND	ND	ND	ND	ND	ND
MW-14	08/09/12	ND	ND	447	ND	ND	887(J)	ND		0.293(J)		0.865(J)	23		0.864(J)	ND	ND	ND	ND	--	--	ND	ND	ND	ND	ND	ND	ND	ND	ND	ND	ND	ND	ND	ND	ND
MW-14	02/12/13	ND	ND	513	8.67	ND	1.58	ND	ND	ND	ND	ND	1.34	ND	1.06	0.584(J)	ND	ND	ND	--	--	ND	ND	ND	ND	ND	ND	ND	ND	ND	ND	0.274(J)	ND	ND	ND	ND
MW-14	08/07/13	23	0.260(J)	994	491	ND	2.4	ND	ND	ND	ND	ND	2.03(B)	0.244(J)	1.28	0.341(J)	ND	ND	ND	--	--	ND	ND	0.248(J)	ND	ND	ND	ND	ND	0.667(J)	ND	0.580(J)	ND	ND	ND	ND
MW-14	02/24/14	ND	0.286(J)	1,310	0.659(J)	ND	3.14	ND	ND	ND	ND	ND	1.00	0.351(J)	1.45	ND	ND	ND	ND	--	--	ND	ND	0.215(J)	ND	ND	ND	ND	ND	ND	ND	0.887(J)	ND	ND	ND	ND
MW-14	09/04/14	ND	0.365(J)	1,300	25.2	ND	3.81	ND	ND	ND	ND	ND	1	0.346(J)	1.12	ND	ND	ND	ND	--	--	ND	ND	0.685(J)	0.54(J)	ND	ND	ND	ND	ND	ND	0.887(J)	ND	ND	ND	ND
MW-14	03/05/14	ND	ND	918	1.14	ND	146	ND	ND	ND	ND	ND	0.223(J)	ND	1.08	ND	ND	ND	ND	--	--	ND	ND	ND	ND	ND	ND	ND	ND	ND	ND	0.471(J)	ND	ND	ND	ND
MW-14	08/18/15	ND	0,255(J)	1,100	0.533(J)		2.84	ND	ND	ND	ND	ND	0.343(J)	0.274(J)	0.990(J)	ND	ND	ND	ND	--	--	ND	ND	0.240(J)	0.333(J)	ND	ND	ND	ND	ND	ND	0.922(J)	ND	ND	ND	ND
MW-14	03/22/16	ND	0.337J	953B	ND	ND	3.23	0.822J	ND	ND	ND	ND	46	0.358J	0.914J	0.23J	ND	ND	J	--	--	ND	ND	0.353J	ND	ND	ND	ND	ND	ND	0.22JB	1.16	ND	ND	ND	ND
MW-14	08/10/16	ND	ND	836	ND	ND	2.52(J)	ND	ND	ND	ND	ND	7,140	ND	ND	ND	ND	ND	ND	--	--	ND	ND	ND	ND	ND	ND	ND	ND	ND	ND	ND	ND	ND	ND	ND
MW-14	03/20/17	ND	ND	1,300	ND	ND	ND	ND	ND	ND	ND	ND	19(J)	ND	ND	ND	ND	ND	ND	--	--	ND	ND	ND	ND	ND	ND	ND	ND	ND	ND	ND	ND	ND	ND	ND
MW-14	09/05/17	ND	ND	1,300	ND	1300	ND	ND	ND	ND	--	--	ND	ND	ND	--	--	ND	ND	--	--	ND	ND	--	--	--	ND	--	--	ND	--	ND	--	ND	ND	ND
MW-15	02/12/12	ND	ND	ND	ND	ND	ND	ND	ND	ND	ND	ND	ND	ND	ND	ND	ND	ND	ND	--	--	ND	ND	ND	ND	ND	ND	ND	ND	ND	ND	ND	ND	ND	ND	ND
MW-15	08/09/12	ND	ND	ND	ND	ND	ND	ND	ND	ND	0.624(J)	0.731(J)	3	ND	ND	0.541(J)	ND	ND	ND	--	--	ND	ND	ND	ND	ND	ND	ND	ND	ND	ND	ND	ND	ND	ND	ND
MW-15	02/12/13	ND	ND	ND	ND	ND	ND	ND	ND	ND	0.303(J)	0.290(J)	0.684(J)	ND	ND	0.884(J)	0.283(J)	ND	0.279(J)	--	--	ND	ND	ND	ND	ND	ND	ND	ND	ND	ND	ND	ND	ND	ND	ND
MW-15	08/06/13	ND	ND	ND	ND	ND	ND	ND	ND	ND	ND	ND	0.594(J,B)	ND	ND	ND	ND	ND	ND	--	--	ND	ND	ND	ND	ND	ND	ND	ND	0.898(J)	ND	ND	ND	ND	ND	ND
MW-15	02/24/14	ND	ND	ND	ND	ND	ND	ND	ND	ND	ND	ND	ND	ND	ND	ND	ND	ND	ND	--	--	ND	ND	ND	ND	ND	ND	ND	ND	ND	ND	ND	ND	ND	ND	ND
MW-15	09/03/14	ND	ND	ND	ND	ND	ND	ND	ND	ND	ND	ND	32.5	ND	ND	0.473(J)	ND	ND	ND	--	--	ND	ND	ND	ND	ND	ND	ND	ND	ND	ND	ND	ND	ND	ND	ND
MW-15	03/04/15	ND	ND	ND	ND	ND	ND	0.202(J)	ND	ND	ND	ND	256	ND	ND	ND	ND	ND	ND	--	--	ND	ND	ND	ND	ND	ND	ND	ND	ND	ND	ND	ND	ND	ND	ND
MW-15	08/18/15	ND	ND	ND	ND	ND	ND	ND	ND	ND	ND	ND	ND	ND	ND	ND	ND	ND	ND	--	--	ND	ND	ND	ND	ND	ND	ND	ND	ND	ND	ND	ND	ND	ND	ND
MW-15	03/22/16	ND	ND	ND	ND	ND	ND	ND	ND	ND	ND	ND	59.2(B)	ND	ND	ND	ND	ND	ND	--	--	ND	ND	ND	ND	ND	ND	ND	ND	ND	ND	ND	ND	ND	ND	ND
MW-15	03/20/17	ND	ND	ND	ND	ND	ND	ND	ND	ND	ND	ND	ND	ND	ND	ND	ND	ND	ND	--	--	ND	ND	ND	ND	ND	ND	ND	ND	ND	ND	ND	ND	ND	ND	ND
MW-15	09/05/17	ND	ND	ND	ND	ND	ND	ND	ND	ND	--	--	ND	ND	ND	--	--	ND	ND	--	--	ND	ND	--	--	--	ND	--	--	ND	--	ND	--	ND	ND	ND
Temporary Monitor Wells																																				
TW-1	11/18/05	ND	54.1	3.93	ND	ND	8.02	39.3	ND	ND	1.88	2.58	140,000	ND	ND	ND	ND	7.52	30.1	ND	ND	ND	ND	ND	ND	ND	ND	ND	ND	ND	ND	ND	ND	ND	ND	ND
TW-2	11/18/05	ND	23.7	2.68	ND	ND	ND	13.8	ND	2.8	3.75	6.49	7,610	ND	ND	28.4	6.64	ND	13	ND	ND	ND	ND	ND	ND	ND	ND	ND	ND	ND	ND	ND	ND	ND	ND	ND
TW-3	11/18/05	ND	55.0	9.15	ND	ND	1.51	21.9	ND	5.9	1.03	9.85	184,000	ND	1.26	61.1	12.7	ND	44.2	ND	ND	ND	ND	ND	ND	ND	ND	ND	ND	ND	ND	ND	ND	ND	ND	ND

APPENDIX B. GROUND WATER ANALYTICAL DATA SUMMARY - WIX FILTRATION FACILITY, DILLON, SC

EPA 8260 (ug/l) Sample Location	Sample Date	Acetone	Benzene	cis-1,2-DCE	trans-1,2-DCE	1,2-DCE (Total)	1,1-DCE	Ethylbenzene	2-Hexanone	Isopropylbenzene	p-Isopropyltoluene	n-Propylbenzene	Toluene	TCE	PCE	1,2,4-Trimethylbenzene	1,3,5-Trimethylbenzene	1,1,1-TCA	Xylene (Total)	m&p-Xylene	o-Xylene	Carbon disulfide	2-Butanone	sec-Butylbenzene	n-Butylbenzene	tert-Butylbenzene	Styrene	2-Chlorotoluene	4-Chlorotoluene	Methylene Chloride	Naphthalene	Vinyl Chloride	1,2,3-Trichlorobenzene	MTBE	1,1-DCA	1,2-DCA
SC GWr Std (MCL)		NE	5	70	100	170	7	700	NE	NE	NE	NE	1,000	5	5	NE	NE	200	10K	NE	NE	360	NE	NE	NE	NE	100	NE	NE	NE	NE	2				
TW-3	DUP-1	51.6	57.8	13.3	ND	ND	ND	43.4	ND	12.8	2.48	24.1	184,000	ND	2.07	137	32.3	ND	88.7	ND	ND	ND	ND	ND	ND	ND	ND	ND	ND	ND	ND	ND	ND	ND	ND	ND
QA/QC Samples		**Equipment blanks**																																		
EB-1	11/18/05	ND	ND	ND	ND	ND	ND	ND	ND	ND	ND	ND	1.41	ND	ND	ND	ND	ND	ND	ND	ND	ND	ND	ND	ND	ND	ND	ND	ND	ND	ND	ND	ND	ND	ND	ND
EB-1	05/25/06	ND	ND	ND	ND	ND	ND	ND	ND	ND	ND	ND	ND	ND	ND	ND	ND	ND	ND	ND	ND	ND	ND	ND	ND	ND	ND	ND	ND	ND	ND	ND	ND	ND	ND	ND
EB-1	01/04/07	ND	ND	ND	ND	ND	ND	ND	ND	ND	ND	ND	ND	ND	ND	ND	ND	ND	ND	ND	ND	ND	ND	ND	ND	ND	ND	ND	ND	ND	ND	ND	ND	ND	ND	ND
EB-1	08/08/07	ND	ND	ND	ND	ND	ND	ND	ND	ND	ND	ND	ND	ND	ND	ND	ND	ND	ND	ND	ND	ND	ND	ND	ND	ND	ND	ND	ND	ND	ND	ND	ND	ND	ND	ND
EB-1	01/10/08	ND	ND	ND	ND	ND	ND	ND	ND	ND	ND	ND	1.8	ND	ND	ND	ND	ND	ND	ND	ND	ND	ND	ND	ND	ND	ND	ND	ND	ND	ND	ND	ND	ND	ND	ND
QA/QC Samples		**Field blanks**																																		
FB-1	11/18/05	ND	ND	ND	ND	ND	ND	ND	ND	ND	ND	ND	ND	ND	ND	ND	ND	ND	ND	ND	ND	ND	ND	ND	ND	ND	ND	ND	ND	ND	ND	ND	ND	ND	ND	ND
FB-1	05/25/06	ND	ND	ND	ND	ND	ND	ND	ND	ND	ND	ND	ND	ND	ND	ND	ND	ND	ND	ND	ND	ND	ND	ND	ND	ND	ND	ND	ND	ND	ND	ND	ND	ND	ND	ND
FB-1	01/04/07	ND	ND	ND	ND	ND	ND	ND	ND	ND	ND	ND	ND	ND	ND	ND	ND	ND	ND	ND	ND	ND	ND	ND	ND	ND	ND	ND	ND	ND	ND	ND	ND	ND	ND	ND
FB-1	08/08/07	ND	ND	ND	ND	ND	ND	ND	ND	ND	ND	ND	ND	ND	ND	ND	ND	ND	ND	ND	ND	ND	ND	ND	ND	ND	ND	ND	ND	ND	ND	ND	ND	ND	ND	ND
FB-2	08/23/07	ND	ND	ND	ND	ND	ND	ND	ND	ND	ND	ND	ND	ND	ND	ND	ND	ND	ND	ND	ND	ND	ND	ND	ND	ND	ND	ND	ND	ND	ND	ND	ND	ND	ND	ND
FB-1	01/10/08	ND	ND	ND	ND	ND	ND	ND	ND	ND	ND	ND	2.0	ND	ND	ND	ND	ND	ND	ND	ND	ND	ND	ND	ND	ND	ND	ND	ND	ND	ND	ND	ND	ND	ND	ND
QA/QC Samples		**Laboratory trip blanks**																																		
TB-1	11/18/05	ND	ND	ND	ND	ND	ND	ND	ND	ND	ND	ND	2.73	ND	ND	ND	ND	ND	ND	ND	ND	ND	ND	ND	ND	ND	ND	ND	ND	ND	ND	ND	ND	ND	ND	ND
TB-1	01/04/07	ND	ND	ND	ND	ND	ND	ND	ND	ND	ND	ND	ND	ND	ND	ND	ND	ND	ND	ND	ND	ND	ND	ND	ND	ND	ND	ND	ND	ND	ND	ND	ND	ND	ND	ND
TB-2	08/23/07	ND	ND	ND	ND	ND	ND	ND	ND	ND	ND	ND	ND	ND	ND	ND	ND	ND	ND	ND	ND	ND	ND	ND	ND	ND	ND	ND	ND	ND	ND	ND	ND	ND	ND	ND
TB	01/10/08	ND	ND	ND	ND	ND	ND	ND	ND	ND	ND	ND	ND	ND	ND	ND	ND	ND	ND	ND	ND	ND	ND	ND	ND	ND	ND	ND	ND	ND	ND	ND	ND	ND	ND	ND
Trip Blank	08/14/08	ND	ND	ND	ND	ND	ND	ND	ND	ND	ND	ND	ND	ND	ND	ND	ND	ND	ND	--	--	ND	ND	ND	ND	ND	ND	ND	ND	ND	ND	ND	ND	ND	ND	ND
Trip Blank	03/13/09	ND	ND	ND	ND	ND	ND	ND	ND	ND	ND	ND	ND	2.6	ND	ND	ND	ND	ND	--	--	ND	ND	ND	ND	ND	ND	ND	ND	ND	ND	ND	ND	ND	ND	ND
Trip Blank	09/01/09	ND	ND	ND	ND	ND	ND	ND	ND	ND	ND	ND	ND	ND	ND	ND	ND	ND	ND	--	--	ND	ND	ND	ND	ND	ND	ND	ND	ND	ND	ND	ND	ND	ND	ND
Trip Blank	03/10/10	ND	ND	ND	ND	ND	ND	ND	ND	ND	ND	ND	ND	ND	ND	ND	ND	ND	ND	--	--	ND	ND	ND	ND	ND	ND	ND	ND	ND	ND	ND	ND	ND	ND	ND
Trip Blank	09/09/10	ND	ND	ND	ND	ND	ND	ND	ND	ND	ND	ND	ND	ND	ND	ND	ND	ND	ND	--	--	ND	ND	ND	ND	ND	ND	ND	ND	ND	ND	ND	ND	ND	ND	ND
Trip Blank	02/23/11	ND	ND	ND	ND	ND	ND	ND	ND	ND	ND	ND	46.8	ND	ND	ND	ND	ND	ND	--	--	ND	ND	ND	ND	ND	ND	ND	ND	ND	ND	ND	ND	ND	ND	ND
Trip Blank	08/11/11	ND	ND	ND	ND	ND	ND	ND	ND	ND	ND	ND	ND	ND	ND	ND	ND	ND	ND	--	--	ND	ND	ND	ND	ND	ND	ND	ND	ND	ND	ND	ND	ND	ND	ND
Trip Blank	02/12/12	ND	ND	ND	ND	ND	ND	ND	ND	ND	ND	ND	ND	ND	ND	ND	ND	ND	ND	--	--	ND	ND	ND	ND	ND	ND	ND	ND	ND	ND	ND	ND	ND	ND	ND
Trip Blank	08/09/12	3.25(J)	ND	ND	ND	ND	ND	ND	ND	ND	ND	ND	ND	ND	ND	ND	ND	ND	ND	--	--	ND	ND	ND	ND	ND	ND	ND	ND	ND	ND	ND	ND	ND	ND	ND
Trip Blank	02/12/13	ND	ND	ND	ND	ND	ND	ND	ND	ND	ND	ND	ND	ND	ND	ND	ND	ND	ND	--	--	ND	ND	ND	ND	ND	ND	ND	ND	ND	ND	ND	ND	ND	ND	ND
TB-01	08/07/13	ND	ND	ND	ND	ND	ND	ND	ND	ND	ND	ND	ND	ND	ND	ND	ND	ND	ND	--	--	ND	ND	ND	ND	ND	ND	ND	ND	0.427	ND	ND	ND	ND	ND	ND
TB-01	02/25/14	ND	ND	ND	ND	ND	ND	ND	ND	ND	ND	ND	ND	ND	ND	ND	ND	ND	ND	--	--	ND	ND	ND	ND	ND	ND	ND	ND	ND	ND	ND	ND	ND	ND	ND
TB-01	09/03/14	38.3	ND	ND	ND	ND	ND	ND	ND	ND	ND	ND	ND	ND	ND	ND	ND	ND	ND	--	--	ND	ND	ND	ND	ND	ND	ND	ND	ND	ND	ND	ND	ND	ND	ND
TB-01	03/04/15	ND	ND	ND	ND	ND	ND	ND	ND	ND	ND	ND	ND	ND	ND	ND	ND	ND	ND	--	--	ND	ND	ND	ND	ND	ND	ND	ND	ND	ND	ND	ND	ND	ND	ND
TB-01	08/18/15	ND	ND	ND	ND	ND	ND	ND	ND	ND	ND	ND	ND	ND	ND	ND	ND	ND	ND	--	--	ND	ND	ND	ND	ND	ND	ND	ND	ND	ND	ND	ND	ND	ND	ND
TB-01	03/23/16	12.7(J)	ND	ND	ND	ND	ND	ND	ND	ND	ND	ND	ND	ND	ND	0.346(JB)	0.603	ND	ND	--	--	ND	ND	ND	ND	ND	ND	ND	ND	ND	0.346(JB)	ND	0.603(JB)	ND	ND	ND
TB-01	08/11/16	ND	ND	ND	ND	ND	ND	ND	ND	ND	ND	ND	ND	ND	ND	ND	ND	ND	ND	--	--	ND	ND	ND	ND	ND	ND	ND	ND	ND	0.693(J)	ND	0.603(JB)	ND	ND	ND
TB-01	03/21/17	ND	ND	ND	ND	ND	ND	ND	ND	ND	ND	ND	ND	ND	ND	ND	ND	ND	ND	--	--	ND	ND	ND	ND	ND	ND	ND	ND	ND	ND	ND	ND	ND	ND	ND

ND = Not detected above analytical method quantitation limit NE = Not established "--" - Not analyzed J - Approximate Value E - Exceeded Calibration Range NS - Not Sampled

Blue font - compound exceeds South Carolina MCL if an MCL has been established

Appendix C
Groundwater Sampling Records

ERM LOW FLOW/PURGE GROUND WATER SAMPLING LOG

Project: Wit - Affinia
Site: Dillon, SC
Well No.: MW-1 (DUP-01)
Date: 9/6/12
Well Depth:
Well Diameter: 2.0"
Sampling Device: Peristaltic
DTW: 3.73
Tubing Type: Polyethylene
Measuring Point: Top of Csg.
Sampling Time: 10:50
Sampling Personnel: R. Yarborough
Description of Sample: GW -VOCs
Volume of Water Purged: 3.5 gal
Rate of Pumping: 1 L/min

Range	0-55	0-9.9	0-19.99	0-14	± 1999	0-800		
TIME	Temp 3%	Cond. 3%	DO 10%	pH 0.1	ORP ±10	Turbidity 10%	Water Level	Water Clarity
10:20	25.02	0.277	6.7	6.75	55.4	Clear	6.75	Clear
10:25	24.33	0.100	37.5	6.60	45.3	Clear	6.81	"
10:30	24.65	0.110	45.5	6.32	57.4	"	"	" Sediment on
10:35	24.65	0.098	44.3	6.31	65.3	"	"	" well
10:40	24.79	0.095	55.4	6.26	81.4	"	"	" 12.00
10:45	24.91	0.095	58.7	6.18	101.4	"	"	" 3.73
10:50	24.92	0.095	59.2	6.17	102.9	"	"	

8.27
X .14
3308
827
1.1578
X 3
3.45

Type of sample collected: GW – 3-40ml Vials
Analysis sampled for: VOCs

Information: 2 in. = 617 ml/ft. 4 in. = 2470 ml/ft. $Vol_{sphere} = 4/3\pi r^3$ $Vol_{cyl.} = \pi r^2 h$

ERM LOW FLOW/PURGE GROUND WATER SAMPLING LOG

Project: Wix - Affinia
Site: Dillon, SC
Well No.: MW - 2
Date: 9/6/17
Well Depth: 12
Well Diameter: 2.0"
Sampling Device: Peristaltic
DTW: 2.22
Tubing Type: Polyethylene
Measuring Point: Top of Csg.
Sampling Time: 11:25
Sampling Personnel: R. Yarborough
Description of Sample: GW -VOCs
Volume of Water Purged: 4.5 gal
Rate of Pumping: 1 L/min

Range	0-55	0-9.9	0-19.99	0-14	± 1999	0-800		
TIME	Temp 3%	Cond. 3%	DO 10%	pH 0.1	ORP ±10	Turbidity 10%	Water Level	Water Clarity
11:05	22.29	0.175	9.8	5.18	88.1	Clear	3.9	Clear
11:10	22.91	0.184	5.6	5.02	70.8	"	4.5	"
11:15	23.17	0.193	2.6	5.06	45.7	"	4.7	"
11:20	23.04	0.202	1.8	5.17	18.1	"	"	"
11:25	22.89	0.210	1.6	5.19	12.5	"	"	"

Other Wells Water Levels

MW - 8 - 4.94
MW - 7 - 1.50
MW - 11D 4.30
MW - 6 2.69
MW - 12 2.65
MW - 9 4.62
MW - 1 3.73
MW - 2 2.22
MW - 3 1.71

12.00
2.22
9.78
.14
3912
978
3912
1.3
x 3
4.2

Type of sample collected: GW – 3-40ml Vials
Analysis sampled for: VOCs

Information: 2 in. = 617 ml/ft. 4 in. = 2470 ml/ft. $Vol_{sphere} = 4/3\pi r^3$ $Vol_{cyl.} = \pi r^2 h$

ERM LOW FLOW/PURGE GROUND WATER SAMPLING LOG

Project: Wix - Affinia
Site: Dillon, SC
Well No.: MW - 3
Date: 9/6/17
Well Depth: 12
Well Diameter: 2.0"
Sampling Device: Peristaltic
DTW: 1.71
Tubing Type: Polyethylene
Measuring Point: Top of Csg.
Sampling Time: 12:35
Sampling Personnel: R. Yarborough
Description of Sample: GW -VOCs
Volume of Water Purged: 4.5 gal
Rate of Pumping: 1 L/min

Range	0-55	0-9.9	0-19.99	0-14	± 1999	0-800		
TIME	Temp 3%	Cond. 3%	DO 10%	pH 0.1	ORP ±10	Turbidity 10%	Water Level	Water Clarity
12:20	23.02	0.315	2.6	5.56	-43.4	Clear	6.6	Clear
12:25	23.13	0.318	3.0	5.63	-41.3	"	6.9	Clear
12:30	22.69	0.316	3.5	5.63	-44.9	"	"	"
12:35	22.31	0.311	3.4	5.52	-33.2	"	"	"

12.00
1.71
10.29
.14
4.16
10.29
.08
1.44
X 3
4.32 gal

Type of sample collected: GW – 3-40ml Vials
Analysis sampled for: VOCs

Information: 2 in. = 617 ml/ft. 4 in. = 2470 ml/ft. $Vol_{sphere} = 4/3\pi r^3$ $Vol_{cyl.} = \pi r^2 h$

ERM LOW FLOW/PURGE GROUND WATER SAMPLING LOG

Project: Wix
Site: Dillon, SC
Well No.: MW-4
Date: 9/6/17
Well Depth: 12
Well Diameter: 2.0"
Sampling Device: Peristaltic
DTW: 5.28
Tubing Type: Polyethylene
Measuring Point: Top of Csg.
Sampling Time: 12:05
Sampling Personnel: R. Yarborough
Description of Sample: GW -VOCs
Volume of Water Purged: 3 gal
Rate of Pumping: 1 L/min

Range	0-55	0-9.9	0-19.99	0-14	± 1999	0-800		
TIME	Temp 3%	Cond. 3%	DO 10%	pH 0.1	ORP ±10	Turbidity 10%	Water Level	Water Clarity
12:45	25.17	0.140	3.8	5.07	43.5	Clear	8.8	Clear
12:50	25.85	0.120	2.6	4.78	98.3	"	9.1	"
12:55	26.11	0.125	2.9	4.76	134.6	"	"	"
13:00	26.13	0.121	4.2	4.61	177.4	"	"	"
13:05	26.05	0.113	3.3	4.62	183.8	"	"	"

12
5.28
6.72
7.44
2688
672
194
x3
2.82 gal

Type of sample collected: GW – 3-40ml Vials
Analysis sampled for: VOCs

Information: 2 in. = 617 ml/ft. 4 in. = 2470 ml/ft. $Vol_{sphere} = 4/3\pi r^3$ $Vol_{cyl.} = \pi r^2 h$

ERM LOW FLOW/PURGE GROUND WATER SAMPLING LOG

Project: Wix
Site: Dillon, SC
Well No.: MW - 7
Date: 9/5/17
Well Depth: 12
Well Diameter: 2.0"
Sampling Device: Peristaltic
DTW: 1.5
Tubing Type: Polyethylene
Measuring Point: Top of Csg.
Sampling Time: 13:02
Sampling Personnel: R. Yarborough
Description of Sample: GW -VOCs
Volume of Water Purged: 5 gal
Rate of Pumping: 1 L/min

Range	0-55	0-9.9	0-19.99	0-14	± 1999	0-800		
TIME	Temp 3%	Cond. 3%	DO 10%	pH 0.1	ORP ±10	Turbidity 10%	Water Level	Water Clarity
12:40	20.08	0.072	6.7	5.56	241.5	Clear	2.9	Clear
12:45	19.75	0.063	33.1	4.60	259.1	"	4.1	Clear
12:50	19.66	0.062	19.3	4.52	247.4	"	4.6	"
12:55	19.82	0.063	7.9	4.69	227.7	"	4.9	"
13:00	19.74	0.062	3.4	4.90	203.5	"	"	"

12
1.5
10.5
x .14
420
105
1.47
x 3
4.557

Type of sample collected: GW – 3-40ml Vials
Analysis sampled for: VOCs

Information: 2 in. = 617 ml/ft. 4 in. = 2470 ml/ft. $Vol_{sphere} = 4/3\pi r^3$ $Vol_{cyl.} = \pi r^2 h$

ERM LOW FLOW/PURGE GROUND WATER SAMPLING LOG

Project: Wix - Affinia
Site: Dillon, SC
Well No.: MW -10
Date: 9/5/14
Well Depth: 12
Well Diameter: 2.0"
Sampling Device: Peristaltic
DTW: 5.63
Tubing Type: Polyethylene
Measuring Point: Top of Csg.
Sampling Time: 16:00
Sampling Personnel: R. Yarborough
Description of Sample: GW -VOCs
Volume of Water Purged: 3 gal
Rate of Pumping: 1 L/min

Range	0-55	0-9.9	0-19.99	0-14	± 1999	0-800		
TIME	Temp 3%	Cond. 3%	DO 10%	pH 0.1	ORP ±10	Turbidity 10%	Water Level	Water Clarity
15:45	20.55	0.071	7.9	5.63	21.0	Clear	7.6	Clear
15:50	21.49	0.063	2.1	5.28	22.0	"	7.8	"
15:55	22.24	0.062	2.4	5.24	34.9	"	"	"
16:00	22.35	0.062	2.5	5.16	45.2	"	"	"

12
5.03
6.97
x 4
2788
697
9758
x 3
2.94

Type of sample collected: GW – 3-40ml Vials
Analysis sampled for: VOCs

Information: 2 in. = 617 ml/ft. 4 in. = 2470 ml/ft. $Vol_{sphere} = 4/3\pi r^3$ $Vol_{cyl.} = \pi r^2 h$

ERM LOW FLOW/PURGE GROUND WATER SAMPLING LOG

Project: Wix - Affinia
Site: Dillon, SC
Well No.: MW-11
Date: 9/5/17
Well Depth: 12
Well Diameter: 2.0"
Sampling Device: Peristaltic
DTW: 4.02
Tubing Type: Polyethylene
Measuring Point: Top of Csg.
Sampling Time: 15:35
Sampling Personnel: R. Yarborough
Description of Sample: GW-VOCs
Volume of Water Purged: 3.55 gal
Rate of Pumping: 1 L/min

Range	0-55	0-9.9	0-19.99	0-14	± 1999	0-800		
TIME	Temp 3%	Cond. 3%	DO 10%	pH 0.1	ORP ±10	Turbidity 10%	Water Level	Water Clarity
15:20	21.18	0.182	5.2	5.64	51.1	Clear	7.6	Clear
15:25	22.15	0.197	3.4	5.71	-15.9	"	8.1	"
15:30	22.04	0.178	4.3	5.60	-10.5	"	8.3	"
15:35	21.21	0.138	6.0	5.47	-1.0	"	"	"

12
4.02
7.98
.14
31.92
7.98
1.1172
x 3
3.35 gal

Type of sample collected: GW – 3-40ml Vials
Analysis sampled for: VOCs

Information: 2 in. = 617 ml/ft. 4 in. = 2470 ml/ft. $Vol_{sphere} = 4/3\pi r^3$ $Vol_{cyl.} = \pi r^2 h$

ERM LOW FLOW/PURGE GROUND WATER SAMPLING LOG

Project: WIX - Affinia Site: Dillon, SC Well No.: MW-11D Date: 9/5/17
Well Depth: 35 Well Diameter: 2.0 Sampling Device: Peristaltic DTW: 4.33
Tubing Type: PVC Measuring Point: TOC Sampling Time: 14:30 Sampling Personnel: Ron Y
Description of Sample: GW - VOCs Volume of Water Purged: 13 gal Rate of Pumping: 1 L/m

Range	0-55	0-9.9	0-19.99	0-14	± 1999	0-800			
TIME	Temp 3%	Cond. 3%	DO 10%	pH 0.1	ORP ±10	Turbidity 10%	Water Level	Water Clarity	
13:50	18.96	0.304	2.3	6.21	127.1	Clear	9.3	Clear	
13:55	18.93	0.318	2.2	6.28	107.3	"	9.5	"	
14:00	18.79	0.314	2.6	6.24	91.5	"	9.8	"	
14:05	18.75	0.306	3.1	6.31	87.0	"	"	"	
14:10	18.71	0.296	2.5	6.38	81.1	"	"	"	
14:15	18.73	0.286	2.0	6.49	74.9	"	"	"	35.0
14:20	18.69	0.283	1.7	6.54	72.2	"	"	"	4.3
14:25	18.69	0.280	1.6	6.60	68.5	"	"	"	30.7
14:30	18.69	0.277	1.6	6.63	66.2	"	"	"	x .14
									1228
									307
									4.298
									x 3
									12.9 gal

Type of sample collected: GW - VOCs
Analysis sampled for:

Information: 2 in. = 617 ml/ft. 4 in. = 2470 ml/ft. $Vol_{sphere} = 4/3\pi r^3$ $Vol_{cyl.} = \pi r^2 h$

ERM LOW FLOW/PURGE GROUND WATER SAMPLING LOG

Project: Wix - Affinia
Site: Dillon, SC
Well No.: MW - 12
Date: 9/6/17
Well Depth: 12
Well Diameter: 2.0"
Sampling Device: Peristaltic
DTW: 2.65
Tubing Type: Polyethylene
Measuring Point: Top of Csg.
Sampling Time: 10:00
Sampling Personnel: R. Yarborough
Description of Sample: GW -VOCs
Volume of Water Purged: 4 gal
Rate of Pumping: 1 L/min

Range	0-55	0-9.9	0-19.99	0-14	± 1999	0-800		
TIME	Temp 3%	Cond. 3%	DO 10%	pH 0.1	ORP ±10	Turbidity 10%	Water Level	Water Clarity
09:40	23.70	0.443	6.9	6.70	-24.2	Clear	6.42	Clear
09:45	24.24	0.290	6.1	6.96	28.2	"	6.50	"
09:50	24.44	0.242	3.7	7.00	-13.8	"	"	"
09:55	24.55	0.240	2.1	7.01	-6.8	"	"	"
10:00	24.56	0.265	2.0	7.01	-4.0	"	"	"

12.0
2.65
9.35
.14
3740
935
1.3090
V3
3.9 gal

Type of sample collected: GW – 3-40ml Vials
Analysis sampled for: VOCs

Information: 2 in. = 617 ml/ft. 4 in. = 2470 ml/ft. $Vol_{sphere} = 4/3\pi r^3$ $Vol_{cyl} = \pi r^2 h$

ERM LOW FLOW/PURGE GROUND WATER SAMPLING LOG

Project: Wix - Affinia
Site: Dillon, SC
Well No: MW12 D
Date: 9/15/17
Well Depth: 38
Well Diameter: 2.0"
Sampling Device: Peristaltic
DTW: 6.73
Tubing Type: Polyethylene
Measuring Point: Top of Csg.
Sampling Time: 17:15
Sampling Personnel: R. Yarborough
Description of Sample: GW -VOCs
Volume of Water Purged: 13.2 gal
Rate of Pumping: 1 L/min

Range	0-55	0-9.9	0-19.99	0-14	± 1999	0-800		
TIME	Temp 3%	Cond. 3%	DO 10%	pH 0.1	ORP ±10	Turbidity 10%	Water Level	Water Clarity
17:00	22.69	0.059	48.4	5.40	190.4	Clear	12.2	Clear
17:05	22.08	0.060	33.6	5.23	204.1	"	12.5	"
17:10	22.02	0.059	34.1	5.22	207.5	"	"	"
17:15	21.93	0.058	35.2	5.21	213.6	"	"	"
17:20	21.80	0.057	35.9	5.22	219.5	"	"	"
17:25	21.78	0.057	36.3	5.22	220.8	"	"	"
17:30	21.71	0.057	36.2	5.20	226.2	"	"	"
17:35	21.67	0.057	36.1	5.19	232.0	"	"	"
17:40	21.65	0.057	36.3	5.19	236.2	"	"	"
17:45	21.64	0.056	36.4	5.20	238.6	"	"	"

38
6.73
31.27
1.14
12.508
31.27
43.778
x3
13.2

Type of sample collected: GW – 3-40ml Vials
Analysis sampled for: VOCs

Information: 2 in. = 617 ml/ft. 4 in. = 2470 ml/ft. $Vol_{sphere} = 4/3\pi r^3$ $Vol_{cyl.} = \pi r^2 h$

ERM LOW FLOW/PURGE GROUND WATER SAMPLING LOG

Project: Wix
Site: Dillon, SC
Well No.: MW-13
Date: 9/6/17
Well Depth: 17
Well Diameter: 2.0"
Sampling Device: Peristaltic
DTW: 2.51
Tubing Type: Polyethylene
Measuring Point: Top of Csg.
Sampling Time: 13:40
Sampling Personnel: R. Yarborough
Description of Sample: GW-VOCs
Volume of Water Purged: 3.9 gal
Rate of Pumping: 1 L/min

Range	0-55	0-9.9	0-19.99	0-14	± 1999	0-800		
TIME	Temp 3%	Cond. 3%	DO 10%	pH 0.1	ORP ±10	Turbidity 10%	Water Level	Water Clarity
13:20	26.50	0.241	45.4	4.94	165.4	Clear	6.2	Clear
13:25	24.17	0.277	10.9	5.02	157.4	"	6.5	"
13:30	24.22	0.373	22.2	4.97	178.2	"	"	"
13:35	24.14	0.342	8.6	4.99	161.8	"	"	"
13:40	24.10	0.286	7.4	5.03	154.6	"	"	"

12.0
2.51
9.49
X .14
3796
949
1326
1.33
X 3
3.99 gal

Type of sample collected: GW – 3-40ml Vials
Analysis sampled for: VOCs

Information: 2 in. = 617 ml/ft. 4 in. = 2470 ml/ft. $Vol_{sphere} = 4/3\pi r^3$ $Vol_{cyl.} = \pi r^2 h$

ERM LOW FLOW/PURGE GROUND WATER SAMPLING LOG

Project: Wix - Affinia
Site: Dillon, SC
Well No.: MW - 14
Date: 9/5/17
Well Depth: 20
Well Diameter: 2.0"
Sampling Device: Peristaltic
DTW: 7.63
Tubing Type: Polyethylene
Measuring Point: Top of Csg.
Sampling Time: 18:20
Sampling Personnel: R. Yarborough
Description of Sample GW -VOCs
Volume of Water Purged: .63 gal
Rate of Pumping: 1 L/min

Range	0-55	0-9.9	0-19.99	0-14	± 1999	0-800		
TIME	Temp 3%	Cond. 3%	DO 10%	pH 0.1	ORP ±10	Turbidity 10%	Water Level	Water Clarity
18:05	23.54	0.106	7.1	4.66	278.5	Cloudy	9.9	Cloudy
18:10	23.05	0.108	6.9	4.53	288.6	Clear	10.4	Clear ✓
18:15	23.05	0.109	4.1	4.52	292.9	"	"	"
18:20	23.00	0.108	3.3	4.51	299.9	"	"	"

20.00
7.63
12.37
.50
3.1850
.13
.63 gal

Type of sample collected: GW – 3-40ml Vials
Analysis sampled for: VOCs

Information: 2 in. = 617 ml/ft. 4 in. = 2470 ml/ft. $Vol_{sphere} = 4/3\pi r^3$ $Vol_{cyl} = \pi r^2 h$

ERM LOW FLOW/PURGE GROUND WATER SAMPLING LOG

Project: Wix - Affinia
Site: Dillon, SC
Well No.: MW-15
Date: 9/5/17
Well Depth:
Well Diameter: 2.0"
Sampling Device: Peristaltic
DTW: 4.55
Tubing Type: Polyethylene
Measuring Point: Top of Csg.
Sampling Time: 15:00
Sampling Personnel: R. Yarborough
Description of Sample: GW -VOCs
Volume of Water Purged: 3.1 gal
Rate of Pumping: 1 L/min

Range	0-55	0-9.9	0-19.99	0-14	± 1999	0-800		
TIME	Temp 3%	Cond. 3%	DO 10%	pH 0.1	ORP ±10	Turbidity 10%	Water Level	Water Clarity
14:45	19.39	0.070	3.4	6.43	16.5	Clear	8.8	Clear
14:50	19.63	0.065	3.3	6.18	18.8	"	9.1	"
14:55	19.72	0.067	3.6	5.94	10.7	"	"	"
15:00	19.77	0.068	3.7	5.83	-5.8	"	"	"

12.0
4.55
7.45
X .14
~~2.80~~
745
~~10.4~~ 30
X 3
3.15 gal

Type of sample collected: GW – 3-40ml Vials
Analysis sampled for: VOCs

Information: 2 in. = 617 ml/ft. 4 in. = 2470 ml/ft. $Vol_{sphere} = 4/3\pi r^3$ $Vol_{cyl} = \pi r^2 h$

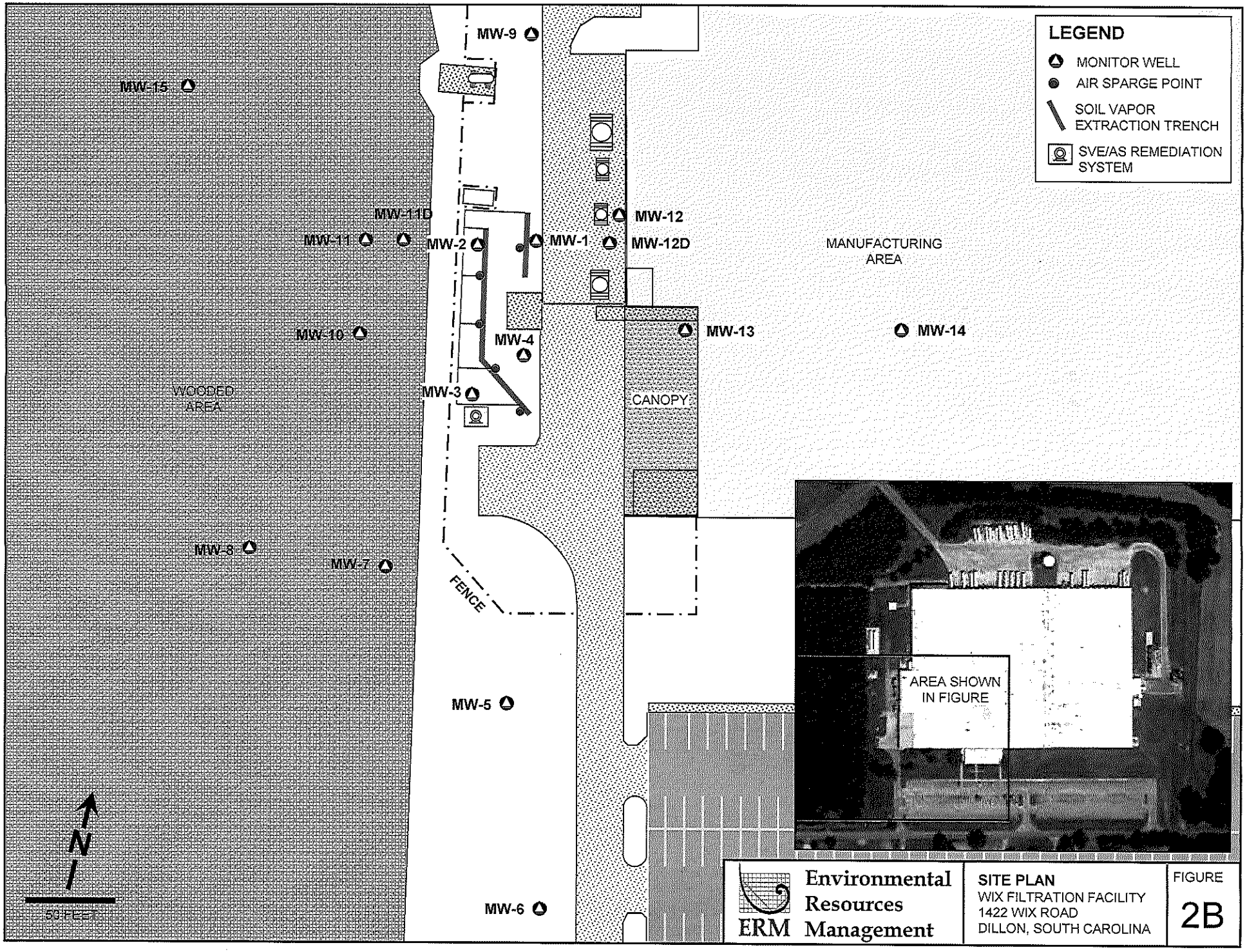
LEGEND
MONITOR WELL
AIR SPARGE POINT
SOIL VAPOR EXTRACTION TRENCH
SVE/AS REMEDIATION SYSTEM
MW-9
MW-15
MW-11D
MW-11
MW-2
MW-1
MW-12
MW-12D
MANUFACTURING AREA
MW-10
MW-4
MW-13
MW-14
WOODED AREA
MW-3
CANOPY
MW-8
MW-7
FENCE
MW-5
AREA SHOWN IN FIGURE
N
50 FEET
MW-6
ERM
Environmental Resources Management
SITE PLAN
WIX FILTRATION FACILITY
1422 WIX ROAD
DILLON, SOUTH CAROLINA
FIGURE
2B

Appendix D
Laboratory Reports

SHEALY ENVIRONMENTAL SERVICES, INC.

Report of Analysis

ERM-Southeast, Inc
200 Wingo Way
Suite 101
Mount Pleasant, SC 29464
Attention: Jerry Prosser

Project Name: WIX

Lot Number:**SI07017**

Date Completed:09/19/2017

N. Saikaly

09/19/2017 3:46 PM
Approved and released by:
Project Manager: Nisreen Saikaly

The electronic signature above is the equivalent of a handwritten signature.
This report shall not be reproduced, except in its entirety, without the written approval of Shealy Environmental Services, Inc.

Shealy Environmental Services, Inc.
106 Vantage Point Drive West Columbia, SC 29172 (803) 791-9700 Fax (803) 791-9111 www.shealylab.com

Case Narrative
ERM-Southeast, Inc
Lot Number: SI07017

This Report of Analysis contains the analytical result(s) for the sample(s) listed on the Sample Summary following this Case Narrative. The sample receiving date is documented in the header information associated with each sample.

All results listed in this report relate only to the samples that are contained within this report.

Sample receipt, sample analysis, and data review have been performed in accordance with the most current approved NELAC standards, the Shealy Environmental Services, Inc. ("Shealy") Quality Assurance Management Plan (QAMP), standard operating procedures (SOPs), and Shealy policies. Any exceptions to the NELAC standards, the QAMP, SOPs or policies are qualified on the results page or discussed below.

If you have any questions regarding this report please contact the Shealy Project Manager listed on the cover page.

Volatile Organic Compounds

The MS/MSD recoveries in batch 51611 were outside acceptance criteria. All other QC criteria for the batch was within acceptance criteria and method control limits. The MS/MSD recovery results are attributed to matrix interference. The associated sample results were reported and no corrective action was required.

SHEALY ENVIRONMENTAL SERVICES, INC.

Sample Summary
ERM-Southeast, Inc
Lot Number: SI07017

Sample Number	Sample ID	Matrix	Date Sampled	Date Received
001	MW-1	Aqueous	09/06/2017 1050	09/07/2017
002	MW-2	Aqueous	09/06/2017 1125	09/07/2017
003	MW-3	Aqueous	09/06/2017 1235	09/07/2017
004	MW-4	Aqueous	09/06/2017 1205	09/07/2017
005	MW-7	Aqueous	09/05/2017 1300	09/07/2017
006	MW-10	Aqueous	09/05/2017 1600	09/07/2017
007	MW-11	Aqueous	09/05/2017 1535	09/07/2017
008	MW-11D	Aqueous	09/05/2017 1430	09/07/2017
009	MW-12	Aqueous	09/06/2017 1000	09/07/2017
010	MW-12D	Aqueous	09/05/2017 1715	09/07/2017
011	MW-13	Aqueous	09/06/2017 1340	09/07/2017
012	MW-14	Aqueous	09/05/2017 1820	09/07/2017
013	MW-15	Aqueous	09/05/2017 1500	09/07/2017
014	DUP-01	Aqueous	09/06/2017	09/07/2017
015	TRIP BLANK	Aqueous	09/05/2017	09/07/2017

(15 samples)

Detection Summary
ERM-Southeast, Inc
Lot Number: SI07017

Sample	Sample ID	Matrix	Parameter	Method	Result	Q	Units	Page
001	MW-1	Aqueous	Acetone	8260B	11	J	ug/L	5
001	MW-1	Aqueous	Toluene	8260B	3.0		ug/L	5
002	MW-2	Aqueous	Toluene	8260B	28000		ug/L	7
003	MW-3	Aqueous	Toluene	8260B	7100		ug/L	9
004	MW-4	Aqueous	Toluene	8260B	550000		ug/L	11
006	MW-10	Aqueous	Acetone	8260B	3.0	J	ug/L	15
006	MW-10	Aqueous	Toluene	8260B	16		ug/L	15
007	MW-11	Aqueous	Benzene	8260B	8.6		ug/L	17
007	MW-11	Aqueous	Toluene	8260B	480		ug/L	17
008	MW-11D	Aqueous	cis-1,2-Dichloroethene	8260B	4.4		ug/L	19
009	MW-12	Aqueous	Toluene	8260B	650		ug/L	21
010	MW-12D	Aqueous	Toluene	8260B	3.4		ug/L	23
011	MW-13	Aqueous	Acetone	8260B	60000	J	ug/L	25
011	MW-13	Aqueous	Toluene	8260B	520000		ug/L	25
012	MW-14	Aqueous	cis-1,2-Dichloroethene	8260B	1300		ug/L	27
014	DUP-01	Aqueous	Acetone	8260B	12	J	ug/L	31
014	DUP-01	Aqueous	2-Butanone (MEK)	8260B	2.3	J	ug/L	31
014	DUP-01	Aqueous	Toluene	8260B	3.5		ug/L	31

(18 detections)

Volatile Organic Compounds by GC/MS

Client: ERM-Southeast, Inc
Laboratory ID: SI07017-001
Description: MW-1
Matrix: Aqueous
Date Sampled: 09/06/2017 1050
Date Received: 09/07/2017

Run	Prep Method	Analytical Method	Dilution	Analysis Date	Analyst	Prep Date	Batch
1	5030B	8260B	1	09/15/2017 2349	ECP		51611

Parameter	CAS Number	Analytical Method	Result	Q	LOQ	DL	Units	Run
Acetone	67-64-1	8260B	11	J	20	2.0	ug/L	1
Benzene	71-43-2	8260B	ND		1.0	0.40	ug/L	1
Bromodichloromethane	75-27-4	8260B	ND		1.0	0.40	ug/L	1
Bromoform	75-25-2	8260B	ND		1.0	0.40	ug/L	1
Bromomethane (Methyl bromide)	74-83-9	8260B	ND		2.0	0.40	ug/L	1
2-Butanone (MEK)	78-93-3	8260B	ND		10	2.0	ug/L	1
Carbon disulfide	75-15-0	8260B	ND		1.0	0.40	ug/L	1
Carbon tetrachloride	56-23-5	8260B	ND		1.0	0.40	ug/L	1
Chlorobenzene	108-90-7	8260B	ND		1.0	0.40	ug/L	1
Chloroethane	75-00-3	8260B	ND		2.0	0.40	ug/L	1
Chloroform	67-66-3	8260B	ND		1.0	0.40	ug/L	1
Chloromethane (Methyl chloride)	74-87-3	8260B	ND		1.0	0.40	ug/L	1
Cyclohexane	110-82-7	8260B	ND		1.0	0.40	ug/L	1
1,2-Dibromo-3-chloropropane (DBCP)	96-12-8	8260B	ND		1.0	0.40	ug/L	1
Dibromochloromethane	124-48-1	8260B	ND		1.0	0.40	ug/L	1
1,2-Dibromoethane (EDB)	106-93-4	8260B	ND		1.0	0.40	ug/L	1
1,2-Dichlorobenzene	95-50-1	8260B	ND		1.0	0.40	ug/L	1
1,3-Dichlorobenzene	541-73-1	8260B	ND		1.0	0.40	ug/L	1
1,4-Dichlorobenzene	106-46-7	8260B	ND		1.0	0.40	ug/L	1
Dichlorodifluoromethane	75-71-8	8260B	ND		2.0	0.40	ug/L	1
1,1-Dichloroethane	75-34-3	8260B	ND		1.0	0.40	ug/L	1
1,2-Dichloroethane	107-06-2	8260B	ND		1.0	0.40	ug/L	1
1,1-Dichloroethene	75-35-4	8260B	ND		1.0	0.40	ug/L	1
cis-1,2-Dichloroethene	156-59-2	8260B	ND		1.0	0.40	ug/L	1
trans-1,2-Dichloroethene	156-60-5	8260B	ND		1.0	0.40	ug/L	1
1,2-Dichloropropane	78-87-5	8260B	ND		1.0	0.40	ug/L	1
cis-1,3-Dichloropropene	10061-01-5	8260B	ND		1.0	0.40	ug/L	1
trans-1,3-Dichloropropene	10061-02-6	8260B	ND		1.0	0.40	ug/L	1
1,4-Dioxane	123-91-1	8260B	ND		20	13	ug/L	1
Ethylbenzene	100-41-4	8260B	ND		1.0	0.40	ug/L	1
2-Hexanone	591-78-6	8260B	ND		10	2.0	ug/L	1
Isopropylbenzene	98-82-8	8260B	ND		1.0	0.40	ug/L	1
Methyl acetate	79-20-9	8260B	ND		1.0	0.40	ug/L	1
Methyl tertiary butyl ether (MTBE)	1634-04-4	8260B	ND		1.0	0.40	ug/L	1
4-Methyl-2-pentanone	108-10-1	8260B	ND		10	2.0	ug/L	1
Methylcyclohexane	108-87-2	8260B	ND		5.0	0.40	ug/L	1
Methylene chloride	75-09-2	8260B	ND		1.0	0.40	ug/L	1
Styrene	100-42-5	8260B	ND		1.0	0.41	ug/L	1
1,1,2,2-Tetrachloroethane	79-34-5	8260B	ND		1.0	0.40	ug/L	1
Tetrachloroethene	127-18-4	8260B	ND		1.0	0.40	ug/L	1
Toluene	108-88-3	8260B	3.0		1.0	0.40	ug/L	1
1,1,2-Trichloro-1,2,2-Trifluoroethane	76-13-1	8260B	ND		1.0	0.42	ug/L	1
1,2,4-Trichlorobenzene	120-82-1	8260B	ND		1.0	0.40	ug/L	1
1,1,1-Trichloroethane	71-55-6	8260B	ND		1.0	0.40	ug/L	1

LOQ = Limit of Quantitation
B = Detected in the method blank
E = Quantitation of compound exceeded the calibration range
DL = Detection Limit
ND = Not detected at or above the DL
N = Recovery is out of criteria
P = The RPD between two GC columns exceeds 40%
J = Estimated result < LOQ and ≥ DL
H = Out of holding time
W = Reported on wet weight basis

Shealy Environmental Services, Inc.
106 Vantage Point Drive West Columbia, SC 29172 (803) 791-9700 Fax (803) 791-9111 www.shealylab.com

Volatile Organic Compounds by GC/MS

Client: ERM-Southeast, Inc
Laboratory ID: SI07017-001
Description: MW-1
Matrix: Aqueous
Date Sampled: 09/06/2017 1050
Date Received: 09/07/2017

Run	Prep Method	Analytical Method	Dilution	Analysis Date	Analyst	Prep Date	Batch
1	5030B	8260B	1	09/15/2017 2349	ECP		51611

Parameter	CAS Number	Analytical Method	Result	Q	LOQ	DL	Units	Run
1,1,2-Trichloroethane	79-00-5	8260B	ND		1.0	0.40	ug/L	1
Trichloroethene	79-01-6	8260B	ND		1.0	0.40	ug/L	1
Trichlorofluoromethane	75-69-4	8260B	ND		1.0	0.40	ug/L	1
Vinyl chloride	75-01-4	8260B	ND		1.0	0.40	ug/L	1
Xylenes (total)	1330-20-7	8260B	ND		1.0	0.40	ug/L	1

Surrogate	Q	Run 1 % Recovery	Acceptance Limits
1,2-Dichloroethane-d4		95	70-130
Bromofluorobenzene		99	70-130
Toluene-d8		100	70-130

LOQ = Limit of Quantitation
B = Detected in the method blank
E = Quantitation of compound exceeded the calibration range
DL = Detection Limit
ND = Not detected at or above the DL
N = Recovery is out of criteria
P = The RPD between two GC columns exceeds 40%
J = Estimated result < LOQ and ≥ DL
H = Out of holding time
W = Reported on wet weight basis

Shealy Environmental Services, Inc.
106 Vantage Point Drive West Columbia, SC 29172 (803) 791-9700 Fax (803) 791-9111 www.shealylab.com

Volatile Organic Compounds by GC/MS

Client: ERM-Southeast, Inc
Laboratory ID: SI07017-002
Description: MW-2
Matrix: Aqueous
Date Sampled: 09/06/2017 1125
Date Received: 09/07/2017

Run	Prep Method	Analytical Method	Dilution	Analysis Date	Analyst	Prep Date	Batch
1	5030B	8260B	200	09/16/2017 0227	ECP		51611

Parameter	CAS Number	Analytical Method	Result	Q	LOQ	DL	Units	Run
Acetone	67-64-1	8260B	ND		4000	400	ug/L	1
Benzene	71-43-2	8260B	ND		200	80	ug/L	1
Bromodichloromethane	75-27-4	8260B	ND		200	80	ug/L	1
Bromoform	75-25-2	8260B	ND		200	80	ug/L	1
Bromomethane (Methyl bromide)	74-83-9	8260B	ND		400	80	ug/L	1
2-Butanone (MEK)	78-93-3	8260B	ND		2000	400	ug/L	1
Carbon disulfide	75-15-0	8260B	ND		200	80	ug/L	1
Carbon tetrachloride	56-23-5	8260B	ND		200	80	ug/L	1
Chlorobenzene	108-90-7	8260B	ND		200	80	ug/L	1
Chloroethane	75-00-3	8260B	ND		400	80	ug/L	1
Chloroform	67-66-3	8260B	ND		200	80	ug/L	1
Chloromethane (Methyl chloride)	74-87-3	8260B	ND		200	80	ug/L	1
Cyclohexane	110-82-7	8260B	ND		200	80	ug/L	1
1,2-Dibromo-3-chloropropane (DBCP)	96-12-8	8260B	ND		200	80	ug/L	1
Dibromochloromethane	124-48-1	8260B	ND		200	80	ug/L	1
1,2-Dibromoethane (EDB)	106-93-4	8260B	ND		200	80	ug/L	1
1,2-Dichlorobenzene	95-50-1	8260B	ND		200	80	ug/L	1
1,3-Dichlorobenzene	541-73-1	8260B	ND		200	80	ug/L	1
1,4-Dichlorobenzene	106-46-7	8260B	ND		200	80	ug/L	1
Dichlorodifluoromethane	75-71-8	8260B	ND		400	80	ug/L	1
1,1-Dichloroethane	75-34-3	8260B	ND		200	80	ug/L	1
1,2-Dichloroethane	107-06-2	8260B	ND		200	80	ug/L	1
1,1-Dichloroethene	75-35-4	8260B	ND		200	80	ug/L	1
cis-1,2-Dichloroethene	156-59-2	8260B	ND		200	80	ug/L	1
trans-1,2-Dichloroethene	156-60-5	8260B	ND		200	80	ug/L	1
1,2-Dichloropropane	78-87-5	8260B	ND		200	80	ug/L	1
cis-1,3-Dichloropropene	10061-01-5	8260B	ND		200	80	ug/L	1
trans-1,3-Dichloropropene	10061-02-6	8260B	ND		200	80	ug/L	1
1,4-Dioxane	123-91-1	8260B	ND		4000	2700	ug/L	1
Ethylbenzene	100-41-4	8260B	ND		200	80	ug/L	1
2-Hexanone	591-78-6	8260B	ND		2000	400	ug/L	1
Isopropylbenzene	98-82-8	8260B	ND		200	80	ug/L	1
Methyl acetate	79-20-9	8260B	ND		200	80	ug/L	1
Methyl tertiary butyl ether (MTBE)	1634-04-4	8260B	ND		200	80	ug/L	1
4-Methyl-2-pentanone	108-10-1	8260B	ND		2000	400	ug/L	1
Methylcyclohexane	108-87-2	8260B	ND		1000	80	ug/L	1
Methylene chloride	75-09-2	8260B	ND		200	80	ug/L	1
Styrene	100-42-5	8260B	ND		200	82	ug/L	1
1,1,2,2-Tetrachloroethane	79-34-5	8260B	ND		200	80	ug/L	1
Tetrachloroethene	127-18-4	8260B	ND		200	80	ug/L	1
Toluene	108-88-3	8260B	28000		200	80	ug/L	1
1,1,2-Trichloro-1,2,2-Trifluoroethane	76-13-1	8260B	ND		200	84	ug/L	1
1,2,4-Trichlorobenzene	120-82-1	8260B	ND		200	80	ug/L	1
1,1,1-Trichloroethane	71-55-6	8260B	ND		200	80	ug/L	1

LOQ = Limit of Quantitation
B = Detected in the method blank
E = Quantitation of compound exceeded the calibration range
DL = Detection Limit
ND = Not detected at or above the DL
N = Recovery is out of criteria
P = The RPD between two GC columns exceeds 40%
J = Estimated result < LOQ and ≥ DL
H = Out of holding time
W = Reported on wet weight basis

Shealy Environmental Services, Inc.
106 Vantage Point Drive West Columbia, SC 29172 (803) 791-9700 Fax (803) 791-9111 www.shealylab.com

Volatile Organic Compounds by GC/MS

Client: ERM-Southeast, Inc
Laboratory ID: SI07017-002
Description: MW-2
Matrix: Aqueous
Date Sampled: 09/06/2017 1125
Date Received: 09/07/2017

Run	Prep Method	Analytical Method	Dilution	Analysis Date	Analyst	Prep Date	Batch
1	5030B	8260B	200	09/16/2017 0227	ECP		51611

Parameter	CAS Number	Analytical Method	Result	Q	LOQ	DL	Units	Run
1,1,2-Trichloroethane	79-00-5	8260B	ND		200	80	ug/L	1
Trichloroethene	79-01-6	8260B	ND		200	80	ug/L	1
Trichlorofluoromethane	75-69-4	8260B	ND		200	80	ug/L	1
Vinyl chloride	75-01-4	8260B	ND		200	80	ug/L	1
Xylenes (total)	1330-20-7	8260B	ND		200	80	ug/L	1

Surrogate	Q	Run 1 % Recovery	Acceptance Limits
1,2-Dichloroethane-d4		96	70-130
Bromofluorobenzene		96	70-130
Toluene-d8		102	70-130

LOQ = Limit of Quantitation
B = Detected in the method blank
E = Quantitation of compound exceeded the calibration range
DL = Detection Limit
ND = Not detected at or above the DL
N = Recovery is out of criteria
P = The RPD between two GC columns exceeds 40%
J = Estimated result < LOQ and ≥ DL
H = Out of holding time
W = Reported on wet weight basis

Shealy Environmental Services, Inc.
106 Vantage Point Drive West Columbia, SC 29172 (803) 791-9700 Fax (803) 791-9111 www.shealylab.com

Volatile Organic Compounds by GC/MS

Client: ERM-Southeast, Inc
Laboratory ID: SI07017-003
Description: MW-3
Matrix: Aqueous
Date Sampled: 09/06/2017 1235
Date Received: 09/07/2017

Run	Prep Method	Analytical Method	Dilution	Analysis Date	Analyst	Prep Date	Batch
1	5030B	8260B	50	09/16/2017 0249	ECP		51611

Parameter	CAS Number	Analytical Method	Result	Q	LOQ	DL	Units	Run
Acetone	67-64-1	8260B	ND		1000	100	ug/L	1
Benzene	71-43-2	8260B	ND		50	20	ug/L	1
Bromodichloromethane	75-27-4	8260B	ND		50	20	ug/L	1
Bromoform	75-25-2	8260B	ND		50	20	ug/L	1
Bromomethane (Methyl bromide)	74-83-9	8260B	ND		100	20	ug/L	1
2-Butanone (MEK)	78-93-3	8260B	ND		500	100	ug/L	1
Carbon disulfide	75-15-0	8260B	ND		50	20	ug/L	1
Carbon tetrachloride	56-23-5	8260B	ND		50	20	ug/L	1
Chlorobenzene	108-90-7	8260B	ND		50	20	ug/L	1
Chloroethane	75-00-3	8260B	ND		100	20	ug/L	1
Chloroform	67-66-3	8260B	ND		50	20	ug/L	1
Chloromethane (Methyl chloride)	74-87-3	8260B	ND		50	20	ug/L	1
Cyclohexane	110-82-7	8260B	ND		50	20	ug/L	1
1,2-Dibromo-3-chloropropane (DBCP)	96-12-8	8260B	ND		50	20	ug/L	1
Dibromochloromethane	124-48-1	8260B	ND		50	20	ug/L	1
1,2-Dibromoethane (EDB)	106-93-4	8260B	ND		50	20	ug/L	1
1,2-Dichlorobenzene	95-50-1	8260B	ND		50	20	ug/L	1
1,3-Dichlorobenzene	541-73-1	8260B	ND		50	20	ug/L	1
1,4-Dichlorobenzene	106-46-7	8260B	ND		50	20	ug/L	1
Dichlorodifluoromethane	75-71-8	8260B	ND		100	20	ug/L	1
1,1-Dichloroethane	75-34-3	8260B	ND		50	20	ug/L	1
1,2-Dichloroethane	107-06-2	8260B	ND		50	20	ug/L	1
1,1-Dichloroethene	75-35-4	8260B	ND		50	20	ug/L	1
cis-1,2-Dichloroethene	156-59-2	8260B	ND		50	20	ug/L	1
trans-1,2-Dichloroethene	156-60-5	8260B	ND		50	20	ug/L	1
1,2-Dichloropropane	78-87-5	8260B	ND		50	20	ug/L	1
cis-1,3-Dichloropropene	10061-01-5	8260B	ND		50	20	ug/L	1
trans-1,3-Dichloropropene	10061-02-6	8260B	ND		50	20	ug/L	1
1,4-Dioxane	123-91-1	8260B	ND		1000	670	ug/L	1
Ethylbenzene	100-41-4	8260B	ND		50	20	ug/L	1
2-Hexanone	591-78-6	8260B	ND		500	100	ug/L	1
Isopropylbenzene	98-82-8	8260B	ND		50	20	ug/L	1
Methyl acetate	79-20-9	8260B	ND		50	20	ug/L	1
Methyl tertiary butyl ether (MTBE)	1634-04-4	8260B	ND		50	20	ug/L	1
4-Methyl-2-pentanone	108-10-1	8260B	ND		500	100	ug/L	1
Methylcyclohexane	108-87-2	8260B	ND		250	20	ug/L	1
Methylene chloride	75-09-2	8260B	ND		50	20	ug/L	1
Styrene	100-42-5	8260B	ND		50	21	ug/L	1
1,1,2,2-Tetrachloroethane	79-34-5	8260B	ND		50	20	ug/L	1
Tetrachloroethene	127-18-4	8260B	ND		50	20	ug/L	1
Toluene	108-88-3	8260B	7100		50	20	ug/L	1
1,1,2-Trichloro-1,2,2-Trifluoroethane	76-13-1	8260B	ND		50	21	ug/L	1
1,2,4-Trichlorobenzene	120-82-1	8260B	ND		50	20	ug/L	1
1,1,1-Trichloroethane	71-55-6	8260B	ND		50	20	ug/L	1

LOQ = Limit of Quantitation
B = Detected in the method blank
E = Quantitation of compound exceeded the calibration range
DL = Detection Limit
ND = Not detected at or above the DL
N = Recovery is out of criteria
P = The RPD between two GC columns exceeds 40%
J = Estimated result < LOQ and ≥ DL
H = Out of holding time
W = Reported on wet weight basis

Shealy Environmental Services, Inc.
106 Vantage Point Drive West Columbia, SC 29172 (803) 791-9700 Fax (803) 791-9111 www.shealylab.com

Volatile Organic Compounds by GC/MS

Client: ERM-Southeast, Inc
Laboratory ID: SI07017-003
Description: MW-3
Matrix: Aqueous
Date Sampled: 09/06/2017 1235
Date Received: 09/07/2017

Run	Prep Method	Analytical Method	Dilution	Analysis Date	Analyst	Prep Date	Batch
1	5030B	8260B	50	09/16/2017 0249	ECP		51611

Parameter	CAS Number	Analytical Method	Result	Q	LOQ	DL	Units	Run
1,1,2-Trichloroethane	79-00-5	8260B	ND		50	20	ug/L	1
Trichloroethene	79-01-6	8260B	ND		50	20	ug/L	1
Trichlorofluoromethane	75-69-4	8260B	ND		50	20	ug/L	1
Vinyl chloride	75-01-4	8260B	ND		50	20	ug/L	1
Xylenes (total)	1330-20-7	8260B	ND		50	20	ug/L	1

Surrogate	Q	Run 1 % Recovery	Acceptance Limits
1,2-Dichloroethane-d4		97	70-130
Bromofluorobenzene		95	70-130
Toluene-d8		100	70-130

LOQ = Limit of Quantitation
B = Detected in the method blank
E = Quantitation of compound exceeded the calibration range
DL = Detection Limit
ND = Not detected at or above the DL
N = Recovery is out of criteria
P = The RPD between two GC columns exceeds 40%
J = Estimated result < LOQ and ≥ DL
H = Out of holding time
W = Reported on wet weight basis

Shealy Environmental Services, Inc.
106 Vantage Point Drive West Columbia, SC 29172 (803) 791-9700 Fax (803) 791-9111 www.shealylab.com

Volatile Organic Compounds by GC/MS

Client: ERM-Southeast, Inc
Laboratory ID: SI07017-004
Description: MW-4
Matrix: Aqueous
Date Sampled: 09/06/2017 1205
Date Received: 09/07/2017

Run	Prep Method	Analytical Method	Dilution	Analysis Date	Analyst	Prep Date	Batch
1	5030B	8260B	5000	09/16/2017 0312	ECP		51611

Parameter	CAS Number	Analytical Method	Result	Q	LOQ	DL	Units	Run
Acetone	67-64-1	8260B	ND		100000	10000	ug/L	1
Benzene	71-43-2	8260B	ND		5000	2000	ug/L	1
Bromodichloromethane	75-27-4	8260B	ND		5000	2000	ug/L	1
Bromoform	75-25-2	8260B	ND		5000	2000	ug/L	1
Bromomethane (Methyl bromide)	74-83-9	8260B	ND		10000	2000	ug/L	1
2-Butanone (MEK)	78-93-3	8260B	ND		50000	10000	ug/L	1
Carbon disulfide	75-15-0	8260B	ND		5000	2000	ug/L	1
Carbon tetrachloride	56-23-5	8260B	ND		5000	2000	ug/L	1
Chlorobenzene	108-90-7	8260B	ND		5000	2000	ug/L	1
Chloroethane	75-00-3	8260B	ND		10000	2000	ug/L	1
Chloroform	67-66-3	8260B	ND		5000	2000	ug/L	1
Chloromethane (Methyl chloride)	74-87-3	8260B	ND		5000	2000	ug/L	1
Cyclohexane	110-82-7	8260B	ND		5000	2000	ug/L	1
1,2-Dibromo-3-chloropropane (DBCP)	96-12-8	8260B	ND		5000	2000	ug/L	1
Dibromochloromethane	124-48-1	8260B	ND		5000	2000	ug/L	1
1,2-Dibromoethane (EDB)	106-93-4	8260B	ND		5000	2000	ug/L	1
1,2-Dichlorobenzene	95-50-1	8260B	ND		5000	2000	ug/L	1
1,3-Dichlorobenzene	541-73-1	8260B	ND		5000	2000	ug/L	1
1,4-Dichlorobenzene	106-46-7	8260B	ND		5000	2000	ug/L	1
Dichlorodifluoromethane	75-71-8	8260B	ND		10000	2000	ug/L	1
1,1-Dichloroethane	75-34-3	8260B	ND		5000	2000	ug/L	1
1,2-Dichloroethane	107-06-2	8260B	ND		5000	2000	ug/L	1
1,1-Dichloroethene	75-35-4	8260B	ND		5000	2000	ug/L	1
cis-1,2-Dichloroethene	156-59-2	8260B	ND		5000	2000	ug/L	1
trans-1,2-Dichloroethene	156-60-5	8260B	ND		5000	2000	ug/L	1
1,2-Dichloropropane	78-87-5	8260B	ND		5000	2000	ug/L	1
cis-1,3-Dichloropropene	10061-01-5	8260B	ND		5000	2000	ug/L	1
trans-1,3-Dichloropropene	10061-02-6	8260B	ND		5000	2000	ug/L	1
1,4-Dioxane	123-91-1	8260B	ND		100000	67000	ug/L	1
Ethylbenzene	100-41-4	8260B	ND		5000	2000	ug/L	1
2-Hexanone	591-78-6	8260B	ND		50000	10000	ug/L	1
Isopropylbenzene	98-82-8	8260B	ND		5000	2000	ug/L	1
Methyl acetate	79-20-9	8260B	ND		5000	2000	ug/L	1
Methyl tertiary butyl ether (MTBE)	1634-04-4	8260B	ND		5000	2000	ug/L	1
4-Methyl-2-pentanone	108-10-1	8260B	ND		50000	10000	ug/L	1
Methylcyclohexane	108-87-2	8260B	ND		25000	2000	ug/L	1
Methylene chloride	75-09-2	8260B	ND		5000	2000	ug/L	1
Styrene	100-42-5	8260B	ND		5000	2100	ug/L	1
1,1,2,2-Tetrachloroethane	79-34-5	8260B	ND		5000	2000	ug/L	1
Tetrachloroethene	127-18-4	8260B	ND		5000	2000	ug/L	1
Toluene	108-88-3	8260B	550000		5000	2000	ug/L	1
1,1,2-Trichloro-1,2,2-Trifluoroethane	76-13-1	8260B	ND		5000	2100	ug/L	1
1,2,4-Trichlorobenzene	120-82-1	8260B	ND		5000	2000	ug/L	1
1,1,1-Trichloroethane	71-55-6	8260B	ND		5000	2000	ug/L	1

LOQ = Limit of Quantitation
B = Detected in the method blank
E = Quantitation of compound exceeded the calibration range
DL = Detection Limit
ND = Not detected at or above the DL
N = Recovery is out of criteria
P = The RPD between two GC columns exceeds 40%
J = Estimated result < LOQ and ≥ DL
H = Out of holding time
W = Reported on wet weight basis

Shealy Environmental Services, Inc.
106 Vantage Point Drive West Columbia, SC 29172 (803) 791-9700 Fax (803) 791-9111 www.shealylab.com

Volatile Organic Compounds by GC/MS

Client: ERM-Southeast, Inc
Laboratory ID: SI07017-004
Description: MW-4
Matrix: Aqueous
Date Sampled: 09/06/2017 1205
Date Received: 09/07/2017

Run	Prep Method	Analytical Method	Dilution	Analysis Date	Analyst	Prep Date	Batch
1	5030B	8260B	5000	09/16/2017 0312	ECP		51611

Parameter	CAS Number	Analytical Method	Result	Q	LOQ	DL	Units	Run
1,1,2-Trichloroethane	79-00-5	8260B	ND		5000	2000	ug/L	1
Trichloroethene	79-01-6	8260B	ND		5000	2000	ug/L	1
Trichlorofluoromethane	75-69-4	8260B	ND		5000	2000	ug/L	1
Vinyl chloride	75-01-4	8260B	ND		5000	2000	ug/L	1
Xylenes (total)	1330-20-7	8260B	ND		5000	2000	ug/L	1

Surrogate	Q	Run 1 % Recovery	Acceptance Limits
1,2-Dichloroethane-d4		96	70-130
Bromofluorobenzene		99	70-130
Toluene-d8		103	70-130

LOQ = Limit of Quantitation
B = Detected in the method blank
E = Quantitation of compound exceeded the calibration range
DL = Detection Limit
ND = Not detected at or above the DL
N = Recovery is out of criteria
P = The RPD between two GC columns exceeds 40%
J = Estimated result < LOQ and ≥ DL
H = Out of holding time
W = Reported on wet weight basis

Shealy Environmental Services, Inc.
106 Vantage Point Drive West Columbia, SC 29172 (803) 791-9700 Fax (803) 791-9111 www.shealylab.com

Volatile Organic Compounds by GC/MS

Client: ERM-Southeast, Inc
Laboratory ID: SI07017-005
Description: MW-7
Matrix: Aqueous
Date Sampled: 09/05/2017 1300
Date Received: 09/07/2017

Run	Prep Method	Analytical Method	Dilution	Analysis Date	Analyst	Prep Date	Batch
2	5030B	8260B	1	09/18/2017 1942	BWS		51748

Parameter	CAS Number	Analytical Method	Result	Q	LOQ	DL	Units	Run
Acetone	67-64-1	8260B	ND		20	2.0	ug/L	2
Benzene	71-43-2	8260B	ND		1.0	0.40	ug/L	2
Bromodichloromethane	75-27-4	8260B	ND		1.0	0.40	ug/L	2
Bromoform	75-25-2	8260B	ND		1.0	0.40	ug/L	2
Bromomethane (Methyl bromide)	74-83-9	8260B	ND		2.0	0.40	ug/L	2
2-Butanone (MEK)	78-93-3	8260B	ND		10	2.0	ug/L	2
Carbon disulfide	75-15-0	8260B	ND		1.0	0.40	ug/L	2
Carbon tetrachloride	56-23-5	8260B	ND		1.0	0.40	ug/L	2
Chlorobenzene	108-90-7	8260B	ND		1.0	0.40	ug/L	2
Chloroethane	75-00-3	8260B	ND		2.0	0.40	ug/L	2
Chloroform	67-66-3	8260B	ND		1.0	0.40	ug/L	2
Chloromethane (Methyl chloride)	74-87-3	8260B	ND		1.0	0.40	ug/L	2
Cyclohexane	110-82-7	8260B	ND		1.0	0.40	ug/L	2
1,2-Dibromo-3-chloropropane (DBCP)	96-12-8	8260B	ND		1.0	0.40	ug/L	2
Dibromochloromethane	124-48-1	8260B	ND		1.0	0.40	ug/L	2
1,2-Dibromoethane (EDB)	106-93-4	8260B	ND		1.0	0.40	ug/L	2
1,2-Dichlorobenzene	95-50-1	8260B	ND		1.0	0.40	ug/L	2
1,3-Dichlorobenzene	541-73-1	8260B	ND		1.0	0.40	ug/L	2
1,4-Dichlorobenzene	106-46-7	8260B	ND		1.0	0.40	ug/L	2
Dichlorodifluoromethane	75-71-8	8260B	ND		2.0	0.40	ug/L	2
1,1-Dichloroethane	75-34-3	8260B	ND		1.0	0.40	ug/L	2
1,2-Dichloroethane	107-06-2	8260B	ND		1.0	0.40	ug/L	2
1,1-Dichloroethene	75-35-4	8260B	ND		1.0	0.40	ug/L	2
cis-1,2-Dichloroethene	156-59-2	8260B	ND		1.0	0.40	ug/L	2
trans-1,2-Dichloroethene	156-60-5	8260B	ND		1.0	0.40	ug/L	2
1,2-Dichloropropane	78-87-5	8260B	ND		1.0	0.40	ug/L	2
cis-1,3-Dichloropropene	10061-01-5	8260B	ND		1.0	0.40	ug/L	2
trans-1,3-Dichloropropene	10061-02-6	8260B	ND		1.0	0.40	ug/L	2
1,4-Dioxane	123-91-1	8260B	ND		20	13	ug/L	2
Ethylbenzene	100-41-4	8260B	ND		1.0	0.40	ug/L	2
2-Hexanone	591-78-6	8260B	ND		10	2.0	ug/L	2
Isopropylbenzene	98-82-8	8260B	ND		1.0	0.40	ug/L	2
Methyl acetate	79-20-9	8260B	ND		1.0	0.40	ug/L	2
Methyl tertiary butyl ether (MTBE)	1634-04-4	8260B	ND		1.0	0.40	ug/L	2
4-Methyl-2-pentanone	108-10-1	8260B	ND		10	2.0	ug/L	2
Methylcyclohexane	108-87-2	8260B	ND		5.0	0.40	ug/L	2
Methylene chloride	75-09-2	8260B	ND		1.0	0.40	ug/L	2
Styrene	100-42-5	8260B	ND		1.0	0.41	ug/L	2
1,1,2,2-Tetrachloroethane	79-34-5	8260B	ND		1.0	0.40	ug/L	2
Tetrachloroethene	127-18-4	8260B	ND		1.0	0.40	ug/L	2
Toluene	108-88-3	8260B	ND		1.0	0.40	ug/L	2
1,1,2-Trichloro-1,2,2-Trifluoroethane	76-13-1	8260B	ND		1.0	0.42	ug/L	2
1,2,4-Trichlorobenzene	120-82-1	8260B	ND		1.0	0.40	ug/L	2
1,1,1-Trichloroethane	71-55-6	8260B	ND		1.0	0.40	ug/L	2

LOQ = Limit of Quantitation
B = Detected in the method blank
E = Quantitation of compound exceeded the calibration range
DL = Detection Limit
ND = Not detected at or above the DL
N = Recovery is out of criteria
P = The RPD between two GC columns exceeds 40%
J = Estimated result < LOQ and ≥ DL
H = Out of holding time
W = Reported on wet weight basis

Shealy Environmental Services, Inc.
106 Vantage Point Drive West Columbia, SC 29172 (803) 791-9700 Fax (803) 791-9111 www.shealylab.com

Volatile Organic Compounds by GC/MS

Client: ERM-Southeast, Inc
Laboratory ID: SI07017-005
Description: MW-7
Matrix: Aqueous
Date Sampled: 09/05/2017 1300
Date Received: 09/07/2017

Run	Prep Method	Analytical Method	Dilution	Analysis Date	Analyst	Prep Date	Batch
2	5030B	8260B	1	09/18/2017 1942	BWS		51748

Parameter	CAS Number	Analytical Method	Result	Q	LOQ	DL	Units	Run
1,1,2-Trichloroethane	79-00-5	8260B	ND		1.0	0.40	ug/L	2
Trichloroethene	79-01-6	8260B	ND		1.0	0.40	ug/L	2
Trichlorofluoromethane	75-69-4	8260B	ND		1.0	0.40	ug/L	2
Vinyl chloride	75-01-4	8260B	ND		1.0	0.40	ug/L	2
Xylenes (total)	1330-20-7	8260B	ND		1.0	0.40	ug/L	2

Surrogate	Q	Run 2 % Recovery	Acceptance Limits
1,2-Dichloroethane-d4		92	70-130
Bromofluorobenzene		103	70-130
Toluene-d8		99	70-130

LOQ = Limit of Quantitation
B = Detected in the method blank
E = Quantitation of compound exceeded the calibration range
DL = Detection Limit
ND = Not detected at or above the DL
N = Recovery is out of criteria
P = The RPD between two GC columns exceeds 40%
J = Estimated result < LOQ and ≥ DL
H = Out of holding time
W = Reported on wet weight basis

Shealy Environmental Services, Inc.
106 Vantage Point Drive West Columbia, SC 29172 (803) 791-9700 Fax (803) 791-9111 www.shealylab.com

Volatile Organic Compounds by GC/MS

Client: ERM-Southeast, Inc
Laboratory ID: SI07017-006
Description: MW-10
Matrix: Aqueous
Date Sampled: 09/05/2017 1600
Date Received: 09/07/2017

Run	Prep Method	Analytical Method	Dilution	Analysis Date	Analyst	Prep Date	Batch
2	5030B	8260B	1	09/18/2017 2005	BWS		51748

Parameter	CAS Number	Analytical Method	Result	Q	LOQ	DL	Units	Run
Acetone	67-64-1	8260B	3.0	J	20	2.0	ug/L	2
Benzene	71-43-2	8260B	ND		1.0	0.40	ug/L	2
Bromodichloromethane	75-27-4	8260B	ND		1.0	0.40	ug/L	2
Bromoform	75-25-2	8260B	ND		1.0	0.40	ug/L	2
Bromomethane (Methyl bromide)	74-83-9	8260B	ND		2.0	0.40	ug/L	2
2-Butanone (MEK)	78-93-3	8260B	ND		10	2.0	ug/L	2
Carbon disulfide	75-15-0	8260B	ND		1.0	0.40	ug/L	2
Carbon tetrachloride	56-23-5	8260B	ND		1.0	0.40	ug/L	2
Chlorobenzene	108-90-7	8260B	ND		1.0	0.40	ug/L	2
Chloroethane	75-00-3	8260B	ND		2.0	0.40	ug/L	2
Chloroform	67-66-3	8260B	ND		1.0	0.40	ug/L	2
Chloromethane (Methyl chloride)	74-87-3	8260B	ND		1.0	0.40	ug/L	2
Cyclohexane	110-82-7	8260B	ND		1.0	0.40	ug/L	2
1,2-Dibromo-3-chloropropane (DBCP)	96-12-8	8260B	ND		1.0	0.40	ug/L	2
Dibromochloromethane	124-48-1	8260B	ND		1.0	0.40	ug/L	2
1,2-Dibromoethane (EDB)	106-93-4	8260B	ND		1.0	0.40	ug/L	2
1,2-Dichlorobenzene	95-50-1	8260B	ND		1.0	0.40	ug/L	2
1,3-Dichlorobenzene	541-73-1	8260B	ND		1.0	0.40	ug/L	2
1,4-Dichlorobenzene	106-46-7	8260B	ND		1.0	0.40	ug/L	2
Dichlorodifluoromethane	75-71-8	8260B	ND		2.0	0.40	ug/L	2
1,1-Dichloroethane	75-34-3	8260B	ND		1.0	0.40	ug/L	2
1,2-Dichloroethane	107-06-2	8260B	ND		1.0	0.40	ug/L	2
1,1-Dichloroethene	75-35-4	8260B	ND		1.0	0.40	ug/L	2
cis-1,2-Dichloroethene	156-59-2	8260B	ND		1.0	0.40	ug/L	2
trans-1,2-Dichloroethene	156-60-5	8260B	ND		1.0	0.40	ug/L	2
1,2-Dichloropropane	78-87-5	8260B	ND		1.0	0.40	ug/L	2
cis-1,3-Dichloropropene	10061-01-5	8260B	ND		1.0	0.40	ug/L	2
trans-1,3-Dichloropropene	10061-02-6	8260B	ND		1.0	0.40	ug/L	2
1,4-Dioxane	123-91-1	8260B	ND		20	13	ug/L	2
Ethylbenzene	100-41-4	8260B	ND		1.0	0.40	ug/L	2
2-Hexanone	591-78-6	8260B	ND		10	2.0	ug/L	2
Isopropylbenzene	98-82-8	8260B	ND		1.0	0.40	ug/L	2
Methyl acetate	79-20-9	8260B	ND		1.0	0.40	ug/L	2
Methyl tertiary butyl ether (MTBE)	1634-04-4	8260B	ND		1.0	0.40	ug/L	2
4-Methyl-2-pentanone	108-10-1	8260B	ND		10	2.0	ug/L	2
Methylcyclohexane	108-87-2	8260B	ND		5.0	0.40	ug/L	2
Methylene chloride	75-09-2	8260B	ND		1.0	0.40	ug/L	2
Styrene	100-42-5	8260B	ND		1.0	0.41	ug/L	2
1,1,2,2-Tetrachloroethane	79-34-5	8260B	ND		1.0	0.40	ug/L	2
Tetrachloroethene	127-18-4	8260B	ND		1.0	0.40	ug/L	2
Toluene	108-88-3	8260B	16		1.0	0.40	ug/L	2
1,1,2-Trichloro-1,2,2-Trifluoroethane	76-13-1	8260B	ND		1.0	0.42	ug/L	2
1,2,4-Trichlorobenzene	120-82-1	8260B	ND		1.0	0.40	ug/L	2
1,1,1-Trichloroethane	71-55-6	8260B	ND		1.0	0.40	ug/L	2

LOQ = Limit of Quantitation
B = Detected in the method blank
E = Quantitation of compound exceeded the calibration range
DL = Detection Limit
ND = Not detected at or above the DL
N = Recovery is out of criteria
P = The RPD between two GC columns exceeds 40%
J = Estimated result < LOQ and ≥ DL
H = Out of holding time
W = Reported on wet weight basis

Shealy Environmental Services, Inc.
106 Vantage Point Drive West Columbia, SC 29172 (803) 791-9700 Fax (803) 791-9111 www.shealylab.com

Volatile Organic Compounds by GC/MS

Client: ERM-Southeast, Inc
Laboratory ID: SI07017-006
Description: MW-10
Matrix: Aqueous
Date Sampled: 09/05/2017 1600
Date Received: 09/07/2017

Run	Prep Method	Analytical Method	Dilution	Analysis Date	Analyst	Prep Date	Batch
2	5030B	8260B	1	09/18/2017 2005	BWS		51748

Parameter	CAS Number	Analytical Method	Result	Q	LOQ	DL	Units	Run
1,1,2-Trichloroethane	79-00-5	8260B	ND		1.0	0.40	ug/L	2
Trichloroethene	79-01-6	8260B	ND		1.0	0.40	ug/L	2
Trichlorofluoromethane	75-69-4	8260B	ND		1.0	0.40	ug/L	2
Vinyl chloride	75-01-4	8260B	ND		1.0	0.40	ug/L	2
Xylenes (total)	1330-20-7	8260B	ND		1.0	0.40	ug/L	2

Surrogate	Q	Run 2 % Recovery	Acceptance Limits
1,2-Dichloroethane-d4		92	70-130
Bromofluorobenzene		104	70-130
Toluene-d8		99	70-130

LOQ = Limit of Quantitation
B = Detected in the method blank
E = Quantitation of compound exceeded the calibration range
DL = Detection Limit
ND = Not detected at or above the DL
N = Recovery is out of criteria
P = The RPD between two GC columns exceeds 40%
J = Estimated result < LOQ and ≥ DL
H = Out of holding time
W = Reported on wet weight basis

Shealy Environmental Services, Inc.
106 Vantage Point Drive West Columbia, SC 29172 (803) 791-9700 Fax (803) 791-9111 www.shealylab.com

Volatile Organic Compounds by GC/MS

Client: ERM-Southeast, Inc
Laboratory ID: SI07017-007
Description: MW-11
Matrix: Aqueous
Date Sampled: 09/05/2017 1535
Date Received: 09/07/2017

Run	Prep Method	Analytical Method	Dilution	Analysis Date	Analyst	Prep Date	Batch
1	5030B	8260B	5	09/16/2017 0419	ECP		51611

Parameter	CAS Number	Analytical Method	Result	Q	LOQ	DL	Units	Run
Acetone	67-64-1	8260B	ND		100	10	ug/L	1
Benzene	71-43-2	8260B	8.6		5.0	2.0	ug/L	1
Bromodichloromethane	75-27-4	8260B	ND		5.0	2.0	ug/L	1
Bromoform	75-25-2	8260B	ND		5.0	2.0	ug/L	1
Bromomethane (Methyl bromide)	74-83-9	8260B	ND		10	2.0	ug/L	1
2-Butanone (MEK)	78-93-3	8260B	ND		50	10	ug/L	1
Carbon disulfide	75-15-0	8260B	ND		5.0	2.0	ug/L	1
Carbon tetrachloride	56-23-5	8260B	ND		5.0	2.0	ug/L	1
Chlorobenzene	108-90-7	8260B	ND		5.0	2.0	ug/L	1
Chloroethane	75-00-3	8260B	ND		10	2.0	ug/L	1
Chloroform	67-66-3	8260B	ND		5.0	2.0	ug/L	1
Chloromethane (Methyl chloride)	74-87-3	8260B	ND		5.0	2.0	ug/L	1
Cyclohexane	110-82-7	8260B	ND		5.0	2.0	ug/L	1
1,2-Dibromo-3-chloropropane (DBCP)	96-12-8	8260B	ND		5.0	2.0	ug/L	1
Dibromochloromethane	124-48-1	8260B	ND		5.0	2.0	ug/L	1
1,2-Dibromoethane (EDB)	106-93-4	8260B	ND		5.0	2.0	ug/L	1
1,2-Dichlorobenzene	95-50-1	8260B	ND		5.0	2.0	ug/L	1
1,3-Dichlorobenzene	541-73-1	8260B	ND		5.0	2.0	ug/L	1
1,4-Dichlorobenzene	106-46-7	8260B	ND		5.0	2.0	ug/L	1
Dichlorodifluoromethane	75-71-8	8260B	ND		10	2.0	ug/L	1
1,1-Dichloroethane	75-34-3	8260B	ND		5.0	2.0	ug/L	1
1,2-Dichloroethane	107-06-2	8260B	ND		5.0	2.0	ug/L	1
1,1-Dichloroethene	75-35-4	8260B	ND		5.0	2.0	ug/L	1
cis-1,2-Dichloroethene	156-59-2	8260B	ND		5.0	2.0	ug/L	1
trans-1,2-Dichloroethene	156-60-5	8260B	ND		5.0	2.0	ug/L	1
1,2-Dichloropropane	78-87-5	8260B	ND		5.0	2.0	ug/L	1
cis-1,3-Dichloropropene	10061-01-5	8260B	ND		5.0	2.0	ug/L	1
trans-1,3-Dichloropropene	10061-02-6	8260B	ND		5.0	2.0	ug/L	1
1,4-Dioxane	123-91-1	8260B	ND		100	67	ug/L	1
Ethylbenzene	100-41-4	8260B	ND		5.0	2.0	ug/L	1
2-Hexanone	591-78-6	8260B	ND		50	10	ug/L	1
Isopropylbenzene	98-82-8	8260B	ND		5.0	2.0	ug/L	1
Methyl acetate	79-20-9	8260B	ND		5.0	2.0	ug/L	1
Methyl tertiary butyl ether (MTBE)	1634-04-4	8260B	ND		5.0	2.0	ug/L	1
4-Methyl-2-pentanone	108-10-1	8260B	ND		50	10	ug/L	1
Methylcyclohexane	108-87-2	8260B	ND		25	2.0	ug/L	1
Methylene chloride	75-09-2	8260B	ND		5.0	2.0	ug/L	1
Styrene	100-42-5	8260B	ND		5.0	2.1	ug/L	1
1,1,2,2-Tetrachloroethane	79-34-5	8260B	ND		5.0	2.0	ug/L	1
Tetrachloroethene	127-18-4	8260B	ND		5.0	2.0	ug/L	1
Toluene	108-88-3	8260B	480		5.0	2.0	ug/L	1
1,1,2-Trichloro-1,2,2-Trifluoroethane	76-13-1	8260B	ND		5.0	2.1	ug/L	1
1,2,4-Trichlorobenzene	120-82-1	8260B	ND		5.0	2.0	ug/L	1
1,1,1-Trichloroethane	71-55-6	8260B	ND		5.0	2.0	ug/L	1

LOQ = Limit of Quantitation
B = Detected in the method blank
E = Quantitation of compound exceeded the calibration range
DL = Detection Limit
ND = Not detected at or above the DL
N = Recovery is out of criteria
P = The RPD between two GC columns exceeds 40%
J = Estimated result < LOQ and ≥ DL
H = Out of holding time
W = Reported on wet weight basis

Shealy Environmental Services, Inc.
106 Vantage Point Drive West Columbia, SC 29172 (803) 791-9700 Fax (803) 791-9111 www.shealylab.com

Volatile Organic Compounds by GC/MS

Client: ERM-Southeast, Inc
Laboratory ID: SI07017-007
Description: MW-11
Matrix: Aqueous
Date Sampled: 09/05/2017 1535
Date Received: 09/07/2017

Run	Prep Method	Analytical Method	Dilution	Analysis Date	Analyst	Prep Date	Batch
1	5030B	8260B	5	09/16/2017 0419	ECP		51611

Parameter	CAS Number	Analytical Method	Result	Q	LOQ	DL	Units	Run
1,1,2-Trichloroethane	79-00-5	8260B	ND		5.0	2.0	ug/L	1
Trichloroethene	79-01-6	8260B	ND		5.0	2.0	ug/L	1
Trichlorofluoromethane	75-69-4	8260B	ND		5.0	2.0	ug/L	1
Vinyl chloride	75-01-4	8260B	ND		5.0	2.0	ug/L	1
Xylenes (total)	1330-20-7	8260B	ND		5.0	2.0	ug/L	1

Surrogate	Q	Run 1 % Recovery	Acceptance Limits
1,2-Dichloroethane-d4		99	70-130
Bromofluorobenzene		97	70-130
Toluene-d8		101	70-130

LOQ = Limit of Quantitation
B = Detected in the method blank
E = Quantitation of compound exceeded the calibration range
DL = Detection Limit
ND = Not detected at or above the DL
N = Recovery is out of criteria
P = The RPD between two GC columns exceeds 40%
J = Estimated result < LOQ and ≥ DL
H = Out of holding time
W = Reported on wet weight basis

Shealy Environmental Services, Inc.
106 Vantage Point Drive West Columbia, SC 29172 (803) 791-9700 Fax (803) 791-9111 www.shealylab.com

Volatile Organic Compounds by GC/MS

Client: ERM-Southeast, Inc
Laboratory ID: SI07017-008
Description: MW-11D
Matrix: Aqueous
Date Sampled: 09/05/2017 1430
Date Received: 09/07/2017

Run	Prep Method	Analytical Method	Dilution	Analysis Date	Analyst	Prep Date	Batch
1	5030B	8260B	1	09/16/2017 0011	ECP		51611

Parameter	CAS Number	Analytical Method	Result	Q	LOQ	DL	Units	Run
Acetone	67-64-1	8260B	ND		20	2.0	ug/L	1
Benzene	71-43-2	8260B	ND		1.0	0.40	ug/L	1
Bromodichloromethane	75-27-4	8260B	ND		1.0	0.40	ug/L	1
Bromoform	75-25-2	8260B	ND		1.0	0.40	ug/L	1
Bromomethane (Methyl bromide)	74-83-9	8260B	ND		2.0	0.40	ug/L	1
2-Butanone (MEK)	78-93-3	8260B	ND		10	2.0	ug/L	1
Carbon disulfide	75-15-0	8260B	ND		1.0	0.40	ug/L	1
Carbon tetrachloride	56-23-5	8260B	ND		1.0	0.40	ug/L	1
Chlorobenzene	108-90-7	8260B	ND		1.0	0.40	ug/L	1
Chloroethane	75-00-3	8260B	ND		2.0	0.40	ug/L	1
Chloroform	67-66-3	8260B	ND		1.0	0.40	ug/L	1
Chloromethane (Methyl chloride)	74-87-3	8260B	ND		1.0	0.40	ug/L	1
Cyclohexane	110-82-7	8260B	ND		1.0	0.40	ug/L	1
1,2-Dibromo-3-chloropropane (DBCP)	96-12-8	8260B	ND		1.0	0.40	ug/L	1
Dibromochloromethane	124-48-1	8260B	ND		1.0	0.40	ug/L	1
1,2-Dibromoethane (EDB)	106-93-4	8260B	ND		1.0	0.40	ug/L	1
1,2-Dichlorobenzene	95-50-1	8260B	ND		1.0	0.40	ug/L	1
1,3-Dichlorobenzene	541-73-1	8260B	ND		1.0	0.40	ug/L	1
1,4-Dichlorobenzene	106-46-7	8260B	ND		1.0	0.40	ug/L	1
Dichlorodifluoromethane	75-71-8	8260B	ND		2.0	0.40	ug/L	1
1,1-Dichloroethane	75-34-3	8260B	ND		1.0	0.40	ug/L	1
1,2-Dichloroethane	107-06-2	8260B	ND		1.0	0.40	ug/L	1
1,1-Dichloroethene	75-35-4	8260B	ND		1.0	0.40	ug/L	1
cis-1,2-Dichloroethene	156-59-2	8260B	4.4		1.0	0.40	ug/L	1
trans-1,2-Dichloroethene	156-60-5	8260B	ND		1.0	0.40	ug/L	1
1,2-Dichloropropane	78-87-5	8260B	ND		1.0	0.40	ug/L	1
cis-1,3-Dichloropropene	10061-01-5	8260B	ND		1.0	0.40	ug/L	1
trans-1,3-Dichloropropene	10061-02-6	8260B	ND		1.0	0.40	ug/L	1
1,4-Dioxane	123-91-1	8260B	ND		20	13	ug/L	1
Ethylbenzene	100-41-4	8260B	ND		1.0	0.40	ug/L	1
2-Hexanone	591-78-6	8260B	ND		10	2.0	ug/L	1
Isopropylbenzene	98-82-8	8260B	ND		1.0	0.40	ug/L	1
Methyl acetate	79-20-9	8260B	ND		1.0	0.40	ug/L	1
Methyl tertiary butyl ether (MTBE)	1634-04-4	8260B	ND		1.0	0.40	ug/L	1
4-Methyl-2-pentanone	108-10-1	8260B	ND		10	2.0	ug/L	1
Methylcyclohexane	108-87-2	8260B	ND		5.0	0.40	ug/L	1
Methylene chloride	75-09-2	8260B	ND		1.0	0.40	ug/L	1
Styrene	100-42-5	8260B	ND		1.0	0.41	ug/L	1
1,1,2,2-Tetrachloroethane	79-34-5	8260B	ND		1.0	0.40	ug/L	1
Tetrachloroethene	127-18-4	8260B	ND		1.0	0.40	ug/L	1
Toluene	108-88-3	8260B	ND		1.0	0.40	ug/L	1
1,1,2-Trichloro-1,2,2-Trifluoroethane	76-13-1	8260B	ND		1.0	0.42	ug/L	1
1,2,4-Trichlorobenzene	120-82-1	8260B	ND		1.0	0.40	ug/L	1
1,1,1-Trichloroethane	71-55-6	8260B	ND		1.0	0.40	ug/L	1

LOQ = Limit of Quantitation
B = Detected in the method blank
E = Quantitation of compound exceeded the calibration range
DL = Detection Limit
ND = Not detected at or above the DL
N = Recovery is out of criteria
P = The RPD between two GC columns exceeds 40%
J = Estimated result < LOQ and ≥ DL
H = Out of holding time
W = Reported on wet weight basis

Shealy Environmental Services, Inc.
106 Vantage Point Drive West Columbia, SC 29172 (803) 791-9700 Fax (803) 791-9111 www.shealylab.com

Volatile Organic Compounds by GC/MS

Client: ERM-Southeast, Inc
Laboratory ID: SI07017-008
Description: MW-11D
Matrix: Aqueous
Date Sampled: 09/05/2017 1430
Date Received: 09/07/2017

Run	Prep Method	Analytical Method	Dilution	Analysis Date	Analyst	Prep Date	Batch
1	5030B	8260B	1	09/16/2017 0011	ECP		51611

Parameter	CAS Number	Analytical Method	Result	Q	LOQ	DL	Units	Run
1,1,2-Trichloroethane	79-00-5	8260B	ND		1.0	0.40	ug/L	1
Trichloroethene	79-01-6	8260B	ND		1.0	0.40	ug/L	1
Trichlorofluoromethane	75-69-4	8260B	ND		1.0	0.40	ug/L	1
Vinyl chloride	75-01-4	8260B	ND		1.0	0.40	ug/L	1
Xylenes (total)	1330-20-7	8260B	ND		1.0	0.40	ug/L	1

Surrogate	Q	Run 1 % Recovery	Acceptance Limits
1,2-Dichloroethane-d4		96	70-130
Bromofluorobenzene		97	70-130
Toluene-d8		100	70-130

LOQ = Limit of Quantitation
B = Detected in the method blank
E = Quantitation of compound exceeded the calibration range
DL = Detection Limit
ND = Not detected at or above the DL
N = Recovery is out of criteria
P = The RPD between two GC columns exceeds 40%
J = Estimated result < LOQ and ≥ DL
H = Out of holding time
W = Reported on wet weight basis

Shealy Environmental Services, Inc.
106 Vantage Point Drive West Columbia, SC 29172 (803) 791-9700 Fax (803) 791-9111 www.shealylab.com

Volatile Organic Compounds by GC/MS

Client: ERM-Southeast, Inc
Laboratory ID: SI07017-009
Description: MW-12
Matrix: Aqueous
Date Sampled: 09/06/2017 1000
Date Received: 09/07/2017

Run	Prep Method	Analytical Method	Dilution	Analysis Date	Analyst	Prep Date	Batch
1	5030B	8260B	5	09/16/2017 0441	ECP		51611

Parameter	CAS Number	Analytical Method	Result	Q	LOQ	DL	Units	Run
Acetone	67-64-1	8260B	ND		100	10	ug/L	1
Benzene	71-43-2	8260B	ND		5.0	2.0	ug/L	1
Bromodichloromethane	75-27-4	8260B	ND		5.0	2.0	ug/L	1
Bromoform	75-25-2	8260B	ND		5.0	2.0	ug/L	1
Bromomethane (Methyl bromide)	74-83-9	8260B	ND		10	2.0	ug/L	1
2-Butanone (MEK)	78-93-3	8260B	ND		50	10	ug/L	1
Carbon disulfide	75-15-0	8260B	ND		5.0	2.0	ug/L	1
Carbon tetrachloride	56-23-5	8260B	ND		5.0	2.0	ug/L	1
Chlorobenzene	108-90-7	8260B	ND		5.0	2.0	ug/L	1
Chloroethane	75-00-3	8260B	ND		10	2.0	ug/L	1
Chloroform	67-66-3	8260B	ND		5.0	2.0	ug/L	1
Chloromethane (Methyl chloride)	74-87-3	8260B	ND		5.0	2.0	ug/L	1
Cyclohexane	110-82-7	8260B	ND		5.0	2.0	ug/L	1
1,2-Dibromo-3-chloropropane (DBCP)	96-12-8	8260B	ND		5.0	2.0	ug/L	1
Dibromochloromethane	124-48-1	8260B	ND		5.0	2.0	ug/L	1
1,2-Dibromoethane (EDB)	106-93-4	8260B	ND		5.0	2.0	ug/L	1
1,2-Dichlorobenzene	95-50-1	8260B	ND		5.0	2.0	ug/L	1
1,3-Dichlorobenzene	541-73-1	8260B	ND		5.0	2.0	ug/L	1
1,4-Dichlorobenzene	106-46-7	8260B	ND		5.0	2.0	ug/L	1
Dichlorodifluoromethane	75-71-8	8260B	ND		10	2.0	ug/L	1
1,1-Dichloroethane	75-34-3	8260B	ND		5.0	2.0	ug/L	1
1,2-Dichloroethane	107-06-2	8260B	ND		5.0	2.0	ug/L	1
1,1-Dichloroethene	75-35-4	8260B	ND		5.0	2.0	ug/L	1
cis-1,2-Dichloroethene	156-59-2	8260B	ND		5.0	2.0	ug/L	1
trans-1,2-Dichloroethene	156-60-5	8260B	ND		5.0	2.0	ug/L	1
1,2-Dichloropropane	78-87-5	8260B	ND		5.0	2.0	ug/L	1
cis-1,3-Dichloropropene	10061-01-5	8260B	ND		5.0	2.0	ug/L	1
trans-1,3-Dichloropropene	10061-02-6	8260B	ND		5.0	2.0	ug/L	1
1,4-Dioxane	123-91-1	8260B	ND		100	67	ug/L	1
Ethylbenzene	100-41-4	8260B	ND		5.0	2.0	ug/L	1
2-Hexanone	591-78-6	8260B	ND		50	10	ug/L	1
Isopropylbenzene	98-82-8	8260B	ND		5.0	2.0	ug/L	1
Methyl acetate	79-20-9	8260B	ND		5.0	2.0	ug/L	1
Methyl tertiary butyl ether (MTBE)	1634-04-4	8260B	ND		5.0	2.0	ug/L	1
4-Methyl-2-pentanone	108-10-1	8260B	ND		50	10	ug/L	1
Methylcyclohexane	108-87-2	8260B	ND		25	2.0	ug/L	1
Methylene chloride	75-09-2	8260B	ND		5.0	2.0	ug/L	1
Styrene	100-42-5	8260B	ND		5.0	2.1	ug/L	1
1,1,2,2-Tetrachloroethane	79-34-5	8260B	ND		5.0	2.0	ug/L	1
Tetrachloroethene	127-18-4	8260B	ND		5.0	2.0	ug/L	1
Toluene	108-88-3	8260B	650		5.0	2.0	ug/L	1
1,1,2-Trichloro-1,2,2-Trifluoroethane	76-13-1	8260B	ND		5.0	2.1	ug/L	1
1,2,4-Trichlorobenzene	120-82-1	8260B	ND		5.0	2.0	ug/L	1
1,1,1-Trichloroethane	71-55-6	8260B	ND		5.0	2.0	ug/L	1

LOQ = Limit of Quantitation
B = Detected in the method blank
E = Quantitation of compound exceeded the calibration range
DL = Detection Limit
ND = Not detected at or above the DL
N = Recovery is out of criteria
P = The RPD between two GC columns exceeds 40%
J = Estimated result < LOQ and ≥ DL
H = Out of holding time
W = Reported on wet weight basis

Shealy Environmental Services, Inc.
106 Vantage Point Drive West Columbia, SC 29172 (803) 791-9700 Fax (803) 791-9111 www.shealylab.com

Volatile Organic Compounds by GC/MS

Client: ERM-Southeast, Inc
Laboratory ID: SI07017-009
Description: MW-12
Matrix: Aqueous
Date Sampled: 09/06/2017 1000
Date Received: 09/07/2017

Run	Prep Method	Analytical Method	Dilution	Analysis Date	Analyst	Prep Date	Batch
1	5030B	8260B	5	09/16/2017 0441	ECP		51611

Parameter	CAS Number	Analytical Method	Result	Q	LOQ	DL	Units	Run
1,1,2-Trichloroethane	79-00-5	8260B	ND		5.0	2.0	ug/L	1
Trichloroethene	79-01-6	8260B	ND		5.0	2.0	ug/L	1
Trichlorofluoromethane	75-69-4	8260B	ND		5.0	2.0	ug/L	1
Vinyl chloride	75-01-4	8260B	ND		5.0	2.0	ug/L	1
Xylenes (total)	1330-20-7	8260B	ND		5.0	2.0	ug/L	1

Surrogate	Q	Run 1 % Recovery	Acceptance Limits
1,2-Dichloroethane-d4		100	70-130
Bromofluorobenzene		97	70-130
Toluene-d8		101	70-130

LOQ = Limit of Quantitation
B = Detected in the method blank
E = Quantitation of compound exceeded the calibration range
DL = Detection Limit
ND = Not detected at or above the DL
N = Recovery is out of criteria
P = The RPD between two GC columns exceeds 40%
J = Estimated result < LOQ and ≥ DL
H = Out of holding time
W = Reported on wet weight basis

Shealy Environmental Services, Inc.
106 Vantage Point Drive West Columbia, SC 29172 (803) 791-9700 Fax (803) 791-9111 www.shealylab.com

Volatile Organic Compounds by GC/MS

Client: ERM-Southeast, Inc
Laboratory ID: SI07017-010
Description: MW-12D
Matrix: Aqueous
Date Sampled: 09/05/2017 1715
Date Received: 09/07/2017

Run	Prep Method	Analytical Method	Dilution	Analysis Date	Analyst	Prep Date	Batch
1	5030B	8260B	1	09/16/2017 0033	ECP		51611

Parameter	CAS Number	Analytical Method	Result	Q	LOQ	DL	Units	Run
Acetone	67-64-1	8260B	ND		20	2.0	ug/L	1
Benzene	71-43-2	8260B	ND		1.0	0.40	ug/L	1
Bromodichloromethane	75-27-4	8260B	ND		1.0	0.40	ug/L	1
Bromoform	75-25-2	8260B	ND		1.0	0.40	ug/L	1
Bromomethane (Methyl bromide)	74-83-9	8260B	ND		2.0	0.40	ug/L	1
2-Butanone (MEK)	78-93-3	8260B	ND		10	2.0	ug/L	1
Carbon disulfide	75-15-0	8260B	ND		1.0	0.40	ug/L	1
Carbon tetrachloride	56-23-5	8260B	ND		1.0	0.40	ug/L	1
Chlorobenzene	108-90-7	8260B	ND		1.0	0.40	ug/L	1
Chloroethane	75-00-3	8260B	ND		2.0	0.40	ug/L	1
Chloroform	67-66-3	8260B	ND		1.0	0.40	ug/L	1
Chloromethane (Methyl chloride)	74-87-3	8260B	ND		1.0	0.40	ug/L	1
Cyclohexane	110-82-7	8260B	ND		1.0	0.40	ug/L	1
1,2-Dibromo-3-chloropropane (DBCP)	96-12-8	8260B	ND		1.0	0.40	ug/L	1
Dibromochloromethane	124-48-1	8260B	ND		1.0	0.40	ug/L	1
1,2-Dibromoethane (EDB)	106-93-4	8260B	ND		1.0	0.40	ug/L	1
1,2-Dichlorobenzene	95-50-1	8260B	ND		1.0	0.40	ug/L	1
1,3-Dichlorobenzene	541-73-1	8260B	ND		1.0	0.40	ug/L	1
1,4-Dichlorobenzene	106-46-7	8260B	ND		1.0	0.40	ug/L	1
Dichlorodifluoromethane	75-71-8	8260B	ND		2.0	0.40	ug/L	1
1,1-Dichloroethane	75-34-3	8260B	ND		1.0	0.40	ug/L	1
1,2-Dichloroethane	107-06-2	8260B	ND		1.0	0.40	ug/L	1
1,1-Dichloroethene	75-35-4	8260B	ND		1.0	0.40	ug/L	1
cis-1,2-Dichloroethene	156-59-2	8260B	ND		1.0	0.40	ug/L	1
trans-1,2-Dichloroethene	156-60-5	8260B	ND		1.0	0.40	ug/L	1
1,2-Dichloropropane	78-87-5	8260B	ND		1.0	0.40	ug/L	1
cis-1,3-Dichloropropene	10061-01-5	8260B	ND		1.0	0.40	ug/L	1
trans-1,3-Dichloropropene	10061-02-6	8260B	ND		1.0	0.40	ug/L	1
1,4-Dioxane	123-91-1	8260B	ND		20	13	ug/L	1
Ethylbenzene	100-41-4	8260B	ND		1.0	0.40	ug/L	1
2-Hexanone	591-78-6	8260B	ND		10	2.0	ug/L	1
Isopropylbenzene	98-82-8	8260B	ND		1.0	0.40	ug/L	1
Methyl acetate	79-20-9	8260B	ND		1.0	0.40	ug/L	1
Methyl tertiary butyl ether (MTBE)	1634-04-4	8260B	ND		1.0	0.40	ug/L	1
4-Methyl-2-pentanone	108-10-1	8260B	ND		10	2.0	ug/L	1
Methylcyclohexane	108-87-2	8260B	ND		5.0	0.40	ug/L	1
Methylene chloride	75-09-2	8260B	ND		1.0	0.40	ug/L	1
Styrene	100-42-5	8260B	ND		1.0	0.41	ug/L	1
1,1,2,2-Tetrachloroethane	79-34-5	8260B	ND		1.0	0.40	ug/L	1
Tetrachloroethene	127-18-4	8260B	ND		1.0	0.40	ug/L	1
Toluene	108-88-3	8260B	3.4		1.0	0.40	ug/L	1
1,1,2-Trichloro-1,2,2-Trifluoroethane	76-13-1	8260B	ND		1.0	0.42	ug/L	1
1,2,4-Trichlorobenzene	120-82-1	8260B	ND		1.0	0.40	ug/L	1
1,1,1-Trichloroethane	71-55-6	8260B	ND		1.0	0.40	ug/L	1

LOQ = Limit of Quantitation
B = Detected in the method blank
E = Quantitation of compound exceeded the calibration range
DL = Detection Limit
ND = Not detected at or above the DL
N = Recovery is out of criteria
P = The RPD between two GC columns exceeds 40%
J = Estimated result < LOQ and ≥ DL
H = Out of holding time
W = Reported on wet weight basis

Shealy Environmental Services, Inc.
106 Vantage Point Drive West Columbia, SC 29172 (803) 791-9700 Fax (803) 791-9111 www.shealylab.com

Volatile Organic Compounds by GC/MS

Client: ERM-Southeast, Inc
Laboratory ID: SI07017-010
Description: MW-12D
Matrix: Aqueous
Date Sampled: 09/05/2017 1715
Date Received: 09/07/2017

Run	Prep Method	Analytical Method	Dilution	Analysis Date	Analyst	Prep Date	Batch
1	5030B	8260B	1	09/16/2017 0033	ECP		51611

Parameter	CAS Number	Analytical Method	Result	Q	LOQ	DL	Units	Run
1,1,2-Trichloroethane	79-00-5	8260B	ND		1.0	0.40	ug/L	1
Trichloroethene	79-01-6	8260B	ND		1.0	0.40	ug/L	1
Trichlorofluoromethane	75-69-4	8260B	ND		1.0	0.40	ug/L	1
Vinyl chloride	75-01-4	8260B	ND		1.0	0.40	ug/L	1
Xylenes (total)	1330-20-7	8260B	ND		1.0	0.40	ug/L	1

Surrogate	Q	Run 1 % Recovery	Acceptance Limits
1,2-Dichloroethane-d4		96	70-130
Bromofluorobenzene		97	70-130
Toluene-d8		100	70-130

LOQ = Limit of Quantitation
B = Detected in the method blank
E = Quantitation of compound exceeded the calibration range
DL = Detection Limit
ND = Not detected at or above the DL
N = Recovery is out of criteria
P = The RPD between two GC columns exceeds 40%
J = Estimated result < LOQ and ≥ DL
H = Out of holding time
W = Reported on wet weight basis

Shealy Environmental Services, Inc.
106 Vantage Point Drive West Columbia, SC 29172 (803) 791-9700 Fax (803) 791-9111 www.shealylab.com

Volatile Organic Compounds by GC/MS

Client: ERM-Southeast, Inc
Laboratory ID: SI07017-011
Description: MW-13
Matrix: Aqueous
Date Sampled: 09/06/2017 1340
Date Received: 09/07/2017

Run	Prep Method	Analytical Method	Dilution	Analysis Date	Analyst	Prep Date	Batch
1	5030B	8260B	5000	09/16/2017 0504	ECP		51611

Parameter	CAS Number	Analytical Method	Result	Q	LOQ	DL	Units	Run
Acetone	67-64-1	8260B	60000	J	100000	10000	ug/L	1
Benzene	71-43-2	8260B	ND		5000	2000	ug/L	1
Bromodichloromethane	75-27-4	8260B	ND		5000	2000	ug/L	1
Bromoform	75-25-2	8260B	ND		5000	2000	ug/L	1
Bromomethane (Methyl bromide)	74-83-9	8260B	ND		10000	2000	ug/L	1
2-Butanone (MEK)	78-93-3	8260B	ND		50000	10000	ug/L	1
Carbon disulfide	75-15-0	8260B	ND		5000	2000	ug/L	1
Carbon tetrachloride	56-23-5	8260B	ND		5000	2000	ug/L	1
Chlorobenzene	108-90-7	8260B	ND		5000	2000	ug/L	1
Chloroethane	75-00-3	8260B	ND		10000	2000	ug/L	1
Chloroform	67-66-3	8260B	ND		5000	2000	ug/L	1
Chloromethane (Methyl chloride)	74-87-3	8260B	ND		5000	2000	ug/L	1
Cyclohexane	110-82-7	8260B	ND		5000	2000	ug/L	1
1,2-Dibromo-3-chloropropane (DBCP)	96-12-8	8260B	ND		5000	2000	ug/L	1
Dibromochloromethane	124-48-1	8260B	ND		5000	2000	ug/L	1
1,2-Dibromoethane (EDB)	106-93-4	8260B	ND		5000	2000	ug/L	1
1,2-Dichlorobenzene	95-50-1	8260B	ND		5000	2000	ug/L	1
1,3-Dichlorobenzene	541-73-1	8260B	ND		5000	2000	ug/L	1
1,4-Dichlorobenzene	106-46-7	8260B	ND		5000	2000	ug/L	1
Dichlorodifluoromethane	75-71-8	8260B	ND		10000	2000	ug/L	1
1,1-Dichloroethane	75-34-3	8260B	ND		5000	2000	ug/L	1
1,2-Dichloroethane	107-06-2	8260B	ND		5000	2000	ug/L	1
1,1-Dichloroethene	75-35-4	8260B	ND		5000	2000	ug/L	1
cis-1,2-Dichloroethene	156-59-2	8260B	ND		5000	2000	ug/L	1
trans-1,2-Dichloroethene	156-60-5	8260B	ND		5000	2000	ug/L	1
1,2-Dichloropropane	78-87-5	8260B	ND		5000	2000	ug/L	1
cis-1,3-Dichloropropene	10061-01-5	8260B	ND		5000	2000	ug/L	1
trans-1,3-Dichloropropene	10061-02-6	8260B	ND		5000	2000	ug/L	1
1,4-Dioxane	123-91-1	8260B	ND		100000	67000	ug/L	1
Ethylbenzene	100-41-4	8260B	ND		5000	2000	ug/L	1
2-Hexanone	591-78-6	8260B	ND		50000	10000	ug/L	1
Isopropylbenzene	98-82-8	8260B	ND		5000	2000	ug/L	1
Methyl acetate	79-20-9	8260B	ND		5000	2000	ug/L	1
Methyl tertiary butyl ether (MTBE)	1634-04-4	8260B	ND		5000	2000	ug/L	1
4-Methyl-2-pentanone	108-10-1	8260B	ND		50000	10000	ug/L	1
Methylcyclohexane	108-87-2	8260B	ND		25000	2000	ug/L	1
Methylene chloride	75-09-2	8260B	ND		5000	2000	ug/L	1
Styrene	100-42-5	8260B	ND		5000	2100	ug/L	1
1,1,2,2-Tetrachloroethane	79-34-5	8260B	ND		5000	2000	ug/L	1
Tetrachloroethene	127-18-4	8260B	ND		5000	2000	ug/L	1
Toluene	108-88-3	8260B	520000		5000	2000	ug/L	1
1,1,2-Trichloro-1,2,2-Trifluoroethane	76-13-1	8260B	ND		5000	2100	ug/L	1
1,2,4-Trichlorobenzene	120-82-1	8260B	ND		5000	2000	ug/L	1
1,1,1-Trichloroethane	71-55-6	8260B	ND		5000	2000	ug/L	1

LOQ = Limit of Quantitation
B = Detected in the method blank
E = Quantitation of compound exceeded the calibration range
DL = Detection Limit
ND = Not detected at or above the DL
N = Recovery is out of criteria
P = The RPD between two GC columns exceeds 40%
J = Estimated result < LOQ and ≥ DL
H = Out of holding time
W = Reported on wet weight basis

Shealy Environmental Services, Inc.
106 Vantage Point Drive West Columbia, SC 29172 (803) 791-9700 Fax (803) 791-9111 www.shealylab.com

Volatile Organic Compounds by GC/MS

Client: ERM-Southeast, Inc
Laboratory ID: SI07017-011
Description: MW-13
Matrix: Aqueous
Date Sampled: 09/06/2017 1340
Date Received: 09/07/2017

Run	Prep Method	Analytical Method	Dilution	Analysis Date	Analyst	Prep Date	Batch
1	5030B	8260B	5000	09/16/2017 0504	ECP		51611

Parameter	CAS Number	Analytical Method	Result	Q	LOQ	DL	Units	Run
1,1,2-Trichloroethane	79-00-5	8260B	ND		5000	2000	ug/L	1
Trichloroethene	79-01-6	8260B	ND		5000	2000	ug/L	1
Trichlorofluoromethane	75-69-4	8260B	ND		5000	2000	ug/L	1
Vinyl chloride	75-01-4	8260B	ND		5000	2000	ug/L	1
Xylenes (total)	1330-20-7	8260B	ND		5000	2000	ug/L	1

Surrogate	Q	Run 1 % Recovery	Acceptance Limits
1,2-Dichloroethane-d4		99	70-130
Bromofluorobenzene		96	70-130
Toluene-d8		102	70-130

LOQ = Limit of Quantitation
B = Detected in the method blank
E = Quantitation of compound exceeded the calibration range
DL = Detection Limit
ND = Not detected at or above the DL
N = Recovery is out of criteria
P = The RPD between two GC columns exceeds 40%
J = Estimated result < LOQ and ≥ DL
H = Out of holding time
W = Reported on wet weight basis

Shealy Environmental Services, Inc.
106 Vantage Point Drive West Columbia, SC 29172 (803) 791-9700 Fax (803) 791-9111 www.shealylab.com

Volatile Organic Compounds by GC/MS

Client: ERM-Southeast, Inc
Laboratory ID: SI07017-012
Description: MW-14
Matrix: Aqueous
Date Sampled: 09/05/2017 1820
Date Received: 09/07/2017

Run	Prep Method	Analytical Method	Dilution	Analysis Date	Analyst	Prep Date	Batch
1	5030B	8260B	20	09/16/2017 0527	ECP		51611

Parameter	CAS Number	Analytical Method	Result	Q	LOQ	DL	Units	Run
Acetone	67-64-1	8260B	ND		400	40	ug/L	1
Benzene	71-43-2	8260B	ND		20	8.0	ug/L	1
Bromodichloromethane	75-27-4	8260B	ND		20	8.0	ug/L	1
Bromoform	75-25-2	8260B	ND		20	8.0	ug/L	1
Bromomethane (Methyl bromide)	74-83-9	8260B	ND		40	8.0	ug/L	1
2-Butanone (MEK)	78-93-3	8260B	ND		200	40	ug/L	1
Carbon disulfide	75-15-0	8260B	ND		20	8.0	ug/L	1
Carbon tetrachloride	56-23-5	8260B	ND		20	8.0	ug/L	1
Chlorobenzene	108-90-7	8260B	ND		20	8.0	ug/L	1
Chloroethane	75-00-3	8260B	ND		40	8.0	ug/L	1
Chloroform	67-66-3	8260B	ND		20	8.0	ug/L	1
Chloromethane (Methyl chloride)	74-87-3	8260B	ND		20	8.0	ug/L	1
Cyclohexane	110-82-7	8260B	ND		20	8.0	ug/L	1
1,2-Dibromo-3-chloropropane (DBCP)	96-12-8	8260B	ND		20	8.0	ug/L	1
Dibromochloromethane	124-48-1	8260B	ND		20	8.0	ug/L	1
1,2-Dibromoethane (EDB)	106-93-4	8260B	ND		20	8.0	ug/L	1
1,2-Dichlorobenzene	95-50-1	8260B	ND		20	8.0	ug/L	1
1,3-Dichlorobenzene	541-73-1	8260B	ND		20	8.0	ug/L	1
1,4-Dichlorobenzene	106-46-7	8260B	ND		20	8.0	ug/L	1
Dichlorodifluoromethane	75-71-8	8260B	ND		40	8.0	ug/L	1
1,1-Dichloroethane	75-34-3	8260B	ND		20	8.0	ug/L	1
1,2-Dichloroethane	107-06-2	8260B	ND		20	8.0	ug/L	1
1,1-Dichloroethene	75-35-4	8260B	ND		20	8.0	ug/L	1
cis-1,2-Dichloroethene	156-59-2	8260B	1300		20	8.0	ug/L	1
trans-1,2-Dichloroethene	156-60-5	8260B	ND		20	8.0	ug/L	1
1,2-Dichloropropane	78-87-5	8260B	ND		20	8.0	ug/L	1
cis-1,3-Dichloropropene	10061-01-5	8260B	ND		20	8.0	ug/L	1
trans-1,3-Dichloropropene	10061-02-6	8260B	ND		20	8.0	ug/L	1
1,4-Dioxane	123-91-1	8260B	ND		400	270	ug/L	1
Ethylbenzene	100-41-4	8260B	ND		20	8.0	ug/L	1
2-Hexanone	591-78-6	8260B	ND		200	40	ug/L	1
Isopropylbenzene	98-82-8	8260B	ND		20	8.0	ug/L	1
Methyl acetate	79-20-9	8260B	ND		20	8.0	ug/L	1
Methyl tertiary butyl ether (MTBE)	1634-04-4	8260B	ND		20	8.0	ug/L	1
4-Methyl-2-pentanone	108-10-1	8260B	ND		200	40	ug/L	1
Methylcyclohexane	108-87-2	8260B	ND		100	8.0	ug/L	1
Methylene chloride	75-09-2	8260B	ND		20	8.0	ug/L	1
Styrene	100-42-5	8260B	ND		20	8.2	ug/L	1
1,1,2,2-Tetrachloroethane	79-34-5	8260B	ND		20	8.0	ug/L	1
Tetrachloroethene	127-18-4	8260B	ND		20	8.0	ug/L	1
Toluene	108-88-3	8260B	ND		20	8.0	ug/L	1
1,1,2-Trichloro-1,2,2-Trifluoroethane	76-13-1	8260B	ND		20	8.4	ug/L	1
1,2,4-Trichlorobenzene	120-82-1	8260B	ND		20	8.0	ug/L	1
1,1,1-Trichloroethane	71-55-6	8260B	ND		20	8.0	ug/L	1

LOQ = Limit of Quantitation
B = Detected in the method blank
E = Quantitation of compound exceeded the calibration range
DL = Detection Limit
ND = Not detected at or above the DL
N = Recovery is out of criteria
P = The RPD between two GC columns exceeds 40%
J = Estimated result < LOQ and ≥ DL
H = Out of holding time
W = Reported on wet weight basis

Shealy Environmental Services, Inc.
106 Vantage Point Drive West Columbia, SC 29172 (803) 791-9700 Fax (803) 791-9111 www.shealylab.com

Volatile Organic Compounds by GC/MS

Client: ERM-Southeast, Inc
Laboratory ID: SI07017-012
Description: MW-14
Matrix: Aqueous
Date Sampled: 09/05/2017 1820
Date Received: 09/07/2017

Run	Prep Method	Analytical Method	Dilution	Analysis Date	Analyst	Prep Date	Batch
1	5030B	8260B	20	09/16/2017 0527	ECP		51611

Parameter	CAS Number	Analytical Method	Result	Q	LOQ	DL	Units	Run
1,1,2-Trichloroethane	79-00-5	8260B	ND		20	8.0	ug/L	1
Trichloroethene	79-01-6	8260B	ND		20	8.0	ug/L	1
Trichlorofluoromethane	75-69-4	8260B	ND		20	8.0	ug/L	1
Vinyl chloride	75-01-4	8260B	ND		20	8.0	ug/L	1
Xylenes (total)	1330-20-7	8260B	ND		20	8.0	ug/L	1

Surrogate	Q	Run 1 % Recovery	Acceptance Limits
1,2-Dichloroethane-d4		97	70-130
Bromofluorobenzene		96	70-130
Toluene-d8		100	70-130

LOQ = Limit of Quantitation
B = Detected in the method blank
E = Quantitation of compound exceeded the calibration range
DL = Detection Limit
ND = Not detected at or above the DL
N = Recovery is out of criteria
P = The RPD between two GC columns exceeds 40%
J = Estimated result < LOQ and ≥ DL
H = Out of holding time
W = Reported on wet weight basis

Shealy Environmental Services, Inc.
106 Vantage Point Drive West Columbia, SC 29172 (803) 791-9700 Fax (803) 791-9111 www.shealylab.com

Volatile Organic Compounds by GC/MS

Client: ERM-Southeast, Inc
Laboratory ID: SI07017-013
Description: MW-15
Matrix: Aqueous
Date Sampled: 09/05/2017 1500
Date Received: 09/07/2017

Run	Prep Method	Analytical Method	Dilution	Analysis Date	Analyst	Prep Date	Batch
2	5030B	8260B	1	09/18/2017 2028	BWS		51748

Parameter	CAS Number	Analytical Method	Result	Q	LOQ	DL	Units	Run
Acetone	67-64-1	8260B	ND		20	2.0	ug/L	2
Benzene	71-43-2	8260B	ND		1.0	0.40	ug/L	2
Bromodichloromethane	75-27-4	8260B	ND		1.0	0.40	ug/L	2
Bromoform	75-25-2	8260B	ND		1.0	0.40	ug/L	2
Bromomethane (Methyl bromide)	74-83-9	8260B	ND		2.0	0.40	ug/L	2
2-Butanone (MEK)	78-93-3	8260B	ND		10	2.0	ug/L	2
Carbon disulfide	75-15-0	8260B	ND		1.0	0.40	ug/L	2
Carbon tetrachloride	56-23-5	8260B	ND		1.0	0.40	ug/L	2
Chlorobenzene	108-90-7	8260B	ND		1.0	0.40	ug/L	2
Chloroethane	75-00-3	8260B	ND		2.0	0.40	ug/L	2
Chloroform	67-66-3	8260B	ND		1.0	0.40	ug/L	2
Chloromethane (Methyl chloride)	74-87-3	8260B	ND		1.0	0.40	ug/L	2
Cyclohexane	110-82-7	8260B	ND		1.0	0.40	ug/L	2
1,2-Dibromo-3-chloropropane (DBCP)	96-12-8	8260B	ND		1.0	0.40	ug/L	2
Dibromochloromethane	124-48-1	8260B	ND		1.0	0.40	ug/L	2
1,2-Dibromoethane (EDB)	106-93-4	8260B	ND		1.0	0.40	ug/L	2
1,2-Dichlorobenzene	95-50-1	8260B	ND		1.0	0.40	ug/L	2
1,3-Dichlorobenzene	541-73-1	8260B	ND		1.0	0.40	ug/L	2
1,4-Dichlorobenzene	106-46-7	8260B	ND		1.0	0.40	ug/L	2
Dichlorodifluoromethane	75-71-8	8260B	ND		2.0	0.40	ug/L	2
1,1-Dichloroethane	75-34-3	8260B	ND		1.0	0.40	ug/L	2
1,2-Dichloroethane	107-06-2	8260B	ND		1.0	0.40	ug/L	2
1,1-Dichloroethene	75-35-4	8260B	ND		1.0	0.40	ug/L	2
cis-1,2-Dichloroethene	156-59-2	8260B	ND		1.0	0.40	ug/L	2
trans-1,2-Dichloroethene	156-60-5	8260B	ND		1.0	0.40	ug/L	2
1,2-Dichloropropane	78-87-5	8260B	ND		1.0	0.40	ug/L	2
cis-1,3-Dichloropropene	10061-01-5	8260B	ND		1.0	0.40	ug/L	2
trans-1,3-Dichloropropene	10061-02-6	8260B	ND		1.0	0.40	ug/L	2
1,4-Dioxane	123-91-1	8260B	ND		20	13	ug/L	2
Ethylbenzene	100-41-4	8260B	ND		1.0	0.40	ug/L	2
2-Hexanone	591-78-6	8260B	ND		10	2.0	ug/L	2
Isopropylbenzene	98-82-8	8260B	ND		1.0	0.40	ug/L	2
Methyl acetate	79-20-9	8260B	ND		1.0	0.40	ug/L	2
Methyl tertiary butyl ether (MTBE)	1634-04-4	8260B	ND		1.0	0.40	ug/L	2
4-Methyl-2-pentanone	108-10-1	8260B	ND		10	2.0	ug/L	2
Methylcyclohexane	108-87-2	8260B	ND		5.0	0.40	ug/L	2
Methylene chloride	75-09-2	8260B	ND		1.0	0.40	ug/L	2
Styrene	100-42-5	8260B	ND		1.0	0.41	ug/L	2
1,1,2,2-Tetrachloroethane	79-34-5	8260B	ND		1.0	0.40	ug/L	2
Tetrachloroethene	127-18-4	8260B	ND		1.0	0.40	ug/L	2
Toluene	108-88-3	8260B	ND		1.0	0.40	ug/L	2
1,1,2-Trichloro-1,2,2-Trifluoroethane	76-13-1	8260B	ND		1.0	0.42	ug/L	2
1,2,4-Trichlorobenzene	120-82-1	8260B	ND		1.0	0.40	ug/L	2
1,1,1-Trichloroethane	71-55-6	8260B	ND		1.0	0.40	ug/L	2

LOQ = Limit of Quantitation
B = Detected in the method blank
E = Quantitation of compound exceeded the calibration range
DL = Detection Limit
ND = Not detected at or above the DL
N = Recovery is out of criteria
P = The RPD between two GC columns exceeds 40%
J = Estimated result < LOQ and ≥ DL
H = Out of holding time
W = Reported on wet weight basis

Shealy Environmental Services, Inc.
106 Vantage Point Drive West Columbia, SC 29172 (803) 791-9700 Fax (803) 791-9111 www.shealylab.com

Volatile Organic Compounds by GC/MS

Client: ERM-Southeast, Inc
Laboratory ID: SI07017-013
Description: MW-15
Matrix: Aqueous
Date Sampled: 09/05/2017 1500
Date Received: 09/07/2017

Run	Prep Method	Analytical Method	Dilution	Analysis Date	Analyst	Prep Date	Batch
2	5030B	8260B	1	09/18/2017 2028	BWS		51748

Parameter	CAS Number	Analytical Method	Result	Q	LOQ	DL	Units	Run
1,1,2-Trichloroethane	79-00-5	8260B	ND		1.0	0.40	ug/L	2
Trichloroethene	79-01-6	8260B	ND		1.0	0.40	ug/L	2
Trichlorofluoromethane	75-69-4	8260B	ND		1.0	0.40	ug/L	2
Vinyl chloride	75-01-4	8260B	ND		1.0	0.40	ug/L	2
Xylenes (total)	1330-20-7	8260B	ND		1.0	0.40	ug/L	2

Surrogate	Q	Run 2 % Recovery	Acceptance Limits
1,2-Dichloroethane-d4		93	70-130
Bromofluorobenzene		104	70-130
Toluene-d8		100	70-130

LOQ = Limit of Quantitation
B = Detected in the method blank
E = Quantitation of compound exceeded the calibration range
DL = Detection Limit
ND = Not detected at or above the DL
N = Recovery is out of criteria
P = The RPD between two GC columns exceeds 40%
J = Estimated result < LOQ and ≥ DL
H = Out of holding time
W = Reported on wet weight basis

Shealy Environmental Services, Inc.
106 Vantage Point Drive West Columbia, SC 29172 (803) 791-9700 Fax (803) 791-9111 www.shealylab.com

Volatile Organic Compounds by GC/MS

Client: ERM-Southeast, Inc
Laboratory ID: SI07017-014
Description: DUP-01
Matrix: Aqueous
Date Sampled: 09/06/2017
Date Received: 09/07/2017

Run	Prep Method	Analytical Method	Dilution	Analysis Date	Analyst	Prep Date	Batch
1	5030B	8260B	1	09/16/2017 0056	ECP		51611

Parameter	CAS Number	Analytical Method	Result	Q	LOQ	DL	Units	Run
Acetone	67-64-1	8260B	12	J	20	2.0	ug/L	1
Benzene	71-43-2	8260B	ND		1.0	0.40	ug/L	1
Bromodichloromethane	75-27-4	8260B	ND		1.0	0.40	ug/L	1
Bromoform	75-25-2	8260B	ND		1.0	0.40	ug/L	1
Bromomethane (Methyl bromide)	74-83-9	8260B	ND		2.0	0.40	ug/L	1
2-Butanone (MEK)	78-93-3	8260B	2.3	J	10	2.0	ug/L	1
Carbon disulfide	75-15-0	8260B	ND		1.0	0.40	ug/L	1
Carbon tetrachloride	56-23-5	8260B	ND		1.0	0.40	ug/L	1
Chlorobenzene	108-90-7	8260B	ND		1.0	0.40	ug/L	1
Chloroethane	75-00-3	8260B	ND		2.0	0.40	ug/L	1
Chloroform	67-66-3	8260B	ND		1.0	0.40	ug/L	1
Chloromethane (Methyl chloride)	74-87-3	8260B	ND		1.0	0.40	ug/L	1
Cyclohexane	110-82-7	8260B	ND		1.0	0.40	ug/L	1
1,2-Dibromo-3-chloropropane (DBCP)	96-12-8	8260B	ND		1.0	0.40	ug/L	1
Dibromochloromethane	124-48-1	8260B	ND		1.0	0.40	ug/L	1
1,2-Dibromoethane (EDB)	106-93-4	8260B	ND		1.0	0.40	ug/L	1
1,2-Dichlorobenzene	95-50-1	8260B	ND		1.0	0.40	ug/L	1
1,3-Dichlorobenzene	541-73-1	8260B	ND		1.0	0.40	ug/L	1
1,4-Dichlorobenzene	106-46-7	8260B	ND		1.0	0.40	ug/L	1
Dichlorodifluoromethane	75-71-8	8260B	ND		2.0	0.40	ug/L	1
1,1-Dichloroethane	75-34-3	8260B	ND		1.0	0.40	ug/L	1
1,2-Dichloroethane	107-06-2	8260B	ND		1.0	0.40	ug/L	1
1,1-Dichloroethene	75-35-4	8260B	ND		1.0	0.40	ug/L	1
cis-1,2-Dichloroethene	156-59-2	8260B	ND		1.0	0.40	ug/L	1
trans-1,2-Dichloroethene	156-60-5	8260B	ND		1.0	0.40	ug/L	1
1,2-Dichloropropane	78-87-5	8260B	ND		1.0	0.40	ug/L	1
cis-1,3-Dichloropropene	10061-01-5	8260B	ND		1.0	0.40	ug/L	1
trans-1,3-Dichloropropene	10061-02-6	8260B	ND		1.0	0.40	ug/L	1
1,4-Dioxane	123-91-1	8260B	ND		20	13	ug/L	1
Ethylbenzene	100-41-4	8260B	ND		1.0	0.40	ug/L	1
2-Hexanone	591-78-6	8260B	ND		10	2.0	ug/L	1
Isopropylbenzene	98-82-8	8260B	ND		1.0	0.40	ug/L	1
Methyl acetate	79-20-9	8260B	ND		1.0	0.40	ug/L	1
Methyl tertiary butyl ether (MTBE)	1634-04-4	8260B	ND		1.0	0.40	ug/L	1
4-Methyl-2-pentanone	108-10-1	8260B	ND		10	2.0	ug/L	1
Methylcyclohexane	108-87-2	8260B	ND		5.0	0.40	ug/L	1
Methylene chloride	75-09-2	8260B	ND		1.0	0.40	ug/L	1
Styrene	100-42-5	8260B	ND		1.0	0.41	ug/L	1
1,1,2,2-Tetrachloroethane	79-34-5	8260B	ND		1.0	0.40	ug/L	1
Tetrachloroethene	127-18-4	8260B	ND		1.0	0.40	ug/L	1
Toluene	108-88-3	8260B	3.5		1.0	0.40	ug/L	1
1,1,2-Trichloro-1,2,2-Trifluoroethane	76-13-1	8260B	ND		1.0	0.42	ug/L	1
1,2,4-Trichlorobenzene	120-82-1	8260B	ND		1.0	0.40	ug/L	1
1,1,1-Trichloroethane	71-55-6	8260B	ND		1.0	0.40	ug/L	1

LOQ = Limit of Quantitation
B = Detected in the method blank
E = Quantitation of compound exceeded the calibration range
DL = Detection Limit
ND = Not detected at or above the DL
N = Recovery is out of criteria
P = The RPD between two GC columns exceeds 40%
J = Estimated result < LOQ and ≥ DL
H = Out of holding time
W = Reported on wet weight basis

Shealy Environmental Services, Inc.
106 Vantage Point Drive West Columbia, SC 29172 (803) 791-9700 Fax (803) 791-9111 www.shealylab.com

Volatile Organic Compounds by GC/MS

Client: ERM-Southeast, Inc
Laboratory ID: SI07017-014
Description: DUP-01
Matrix: Aqueous
Date Sampled: 09/06/2017
Date Received: 09/07/2017

Run	Prep Method	Analytical Method	Dilution	Analysis Date	Analyst	Prep Date	Batch
1	5030B	8260B	1	09/16/2017 0056	ECP		51611

Parameter	CAS Number	Analytical Method	Result	Q	LOQ	DL	Units	Run
1,1,2-Trichloroethane	79-00-5	8260B	ND		1.0	0.40	ug/L	1
Trichloroethene	79-01-6	8260B	ND		1.0	0.40	ug/L	1
Trichlorofluoromethane	75-69-4	8260B	ND		1.0	0.40	ug/L	1
Vinyl chloride	75-01-4	8260B	ND		1.0	0.40	ug/L	1
Xylenes (total)	1330-20-7	8260B	ND		1.0	0.40	ug/L	1

Surrogate	Q	Run 1 % Recovery	Acceptance Limits
1,2-Dichloroethane-d4		99	70-130
Bromofluorobenzene		96	70-130
Toluene-d8		103	70-130

LOQ = Limit of Quantitation
B = Detected in the method blank
E = Quantitation of compound exceeded the calibration range
DL = Detection Limit
ND = Not detected at or above the DL
N = Recovery is out of criteria
P = The RPD between two GC columns exceeds 40%
J = Estimated result < LOQ and ≥ DL
H = Out of holding time
W = Reported on wet weight basis

Shealy Environmental Services, Inc.
106 Vantage Point Drive West Columbia, SC 29172 (803) 791-9700 Fax (803) 791-9111 www.shealylab.com

Volatile Organic Compounds by GC/MS

Client: ERM-Southeast, Inc
Laboratory ID: SI07017-015
Description: TRIP BLANK
Matrix: Aqueous
Date Sampled: 09/05/2017
Date Received: 09/07/2017

Run	Prep Method	Analytical Method	Dilution	Analysis Date	Analyst	Prep Date	Batch
1	5030B	8260B	1	09/15/2017 2326	ECP		51611

Parameter	CAS Number	Analytical Method	Result	Q	LOQ	DL	Units	Run
Acetone	67-64-1	8260B	ND		20	2.0	ug/L	1
Benzene	71-43-2	8260B	ND		1.0	0.40	ug/L	1
Bromodichloromethane	75-27-4	8260B	ND		1.0	0.40	ug/L	1
Bromoform	75-25-2	8260B	ND		1.0	0.40	ug/L	1
Bromomethane (Methyl bromide)	74-83-9	8260B	ND		2.0	0.40	ug/L	1
2-Butanone (MEK)	78-93-3	8260B	ND		10	2.0	ug/L	1
Carbon disulfide	75-15-0	8260B	ND		1.0	0.40	ug/L	1
Carbon tetrachloride	56-23-5	8260B	ND		1.0	0.40	ug/L	1
Chlorobenzene	108-90-7	8260B	ND		1.0	0.40	ug/L	1
Chloroethane	75-00-3	8260B	ND		2.0	0.40	ug/L	1
Chloroform	67-66-3	8260B	ND		1.0	0.40	ug/L	1
Chloromethane (Methyl chloride)	74-87-3	8260B	ND		1.0	0.40	ug/L	1
Cyclohexane	110-82-7	8260B	ND		1.0	0.40	ug/L	1
1,2-Dibromo-3-chloropropane (DBCP)	96-12-8	8260B	ND		1.0	0.40	ug/L	1
Dibromochloromethane	124-48-1	8260B	ND		1.0	0.40	ug/L	1
1,2-Dibromoethane (EDB)	106-93-4	8260B	ND		1.0	0.40	ug/L	1
1,2-Dichlorobenzene	95-50-1	8260B	ND		1.0	0.40	ug/L	1
1,3-Dichlorobenzene	541-73-1	8260B	ND		1.0	0.40	ug/L	1
1,4-Dichlorobenzene	106-46-7	8260B	ND		1.0	0.40	ug/L	1
Dichlorodifluoromethane	75-71-8	8260B	ND		2.0	0.40	ug/L	1
1,1-Dichloroethane	75-34-3	8260B	ND		1.0	0.40	ug/L	1
1,2-Dichloroethane	107-06-2	8260B	ND		1.0	0.40	ug/L	1
1,1-Dichloroethene	75-35-4	8260B	ND		1.0	0.40	ug/L	1
cis-1,2-Dichloroethene	156-59-2	8260B	ND		1.0	0.40	ug/L	1
trans-1,2-Dichloroethene	156-60-5	8260B	ND		1.0	0.40	ug/L	1
1,2-Dichloropropane	78-87-5	8260B	ND		1.0	0.40	ug/L	1
cis-1,3-Dichloropropene	10061-01-5	8260B	ND		1.0	0.40	ug/L	1
trans-1,3-Dichloropropene	10061-02-6	8260B	ND		1.0	0.40	ug/L	1
1,4-Dioxane	123-91-1	8260B	ND		20	13	ug/L	1
Ethylbenzene	100-41-4	8260B	ND		1.0	0.40	ug/L	1
2-Hexanone	591-78-6	8260B	ND		10	2.0	ug/L	1
Isopropylbenzene	98-82-8	8260B	ND		1.0	0.40	ug/L	1
Methyl acetate	79-20-9	8260B	ND		1.0	0.40	ug/L	1
Methyl tertiary butyl ether (MTBE)	1634-04-4	8260B	ND		1.0	0.40	ug/L	1
4-Methyl-2-pentanone	108-10-1	8260B	ND		10	2.0	ug/L	1
Methylcyclohexane	108-87-2	8260B	ND		5.0	0.40	ug/L	1
Methylene chloride	75-09-2	8260B	ND		1.0	0.40	ug/L	1
Styrene	100-42-5	8260B	ND		1.0	0.41	ug/L	1
1,1,2,2-Tetrachloroethane	79-34-5	8260B	ND		1.0	0.40	ug/L	1
Tetrachloroethene	127-18-4	8260B	ND		1.0	0.40	ug/L	1
Toluene	108-88-3	8260B	ND		1.0	0.40	ug/L	1
1,1,2-Trichloro-1,2,2-Trifluoroethane	76-13-1	8260B	ND		1.0	0.42	ug/L	1
1,2,4-Trichlorobenzene	120-82-1	8260B	ND		1.0	0.40	ug/L	1
1,1,1-Trichloroethane	71-55-6	8260B	ND		1.0	0.40	ug/L	1

LOQ = Limit of Quantitation
B = Detected in the method blank
E = Quantitation of compound exceeded the calibration range
DL = Detection Limit
ND = Not detected at or above the DL
N = Recovery is out of criteria
P = The RPD between two GC columns exceeds 40%
J = Estimated result < LOQ and ≥ DL
H = Out of holding time
W = Reported on wet weight basis

Shealy Environmental Services, Inc.
106 Vantage Point Drive West Columbia, SC 29172 (803) 791-9700 Fax (803) 791-9111 www.shealylab.com

Volatile Organic Compounds by GC/MS

Client: ERM-Southeast, Inc
Laboratory ID: SI07017-015
Description: TRIP BLANK
Matrix: Aqueous
Date Sampled: 09/05/2017
Date Received: 09/07/2017

Run	Prep Method	Analytical Method	Dilution	Analysis Date	Analyst	Prep Date	Batch
1	5030B	8260B	1	09/15/2017 2326	ECP		51611

Parameter	CAS Number	Analytical Method	Result	Q	LOQ	DL	Units	Run
1,1,2-Trichloroethane	79-00-5	8260B	ND		1.0	0.40	ug/L	1
Trichloroethene	79-01-6	8260B	ND		1.0	0.40	ug/L	1
Trichlorofluoromethane	75-69-4	8260B	ND		1.0	0.40	ug/L	1
Vinyl chloride	75-01-4	8260B	ND		1.0	0.40	ug/L	1
Xylenes (total)	1330-20-7	8260B	ND		1.0	0.40	ug/L	1

Surrogate	Q	Run 1 % Recovery	Acceptance Limits
1,2-Dichloroethane-d4		96	70-130
Bromofluorobenzene		94	70-130
Toluene-d8		101	70-130

LOQ = Limit of Quantitation
B = Detected in the method blank
E = Quantitation of compound exceeded the calibration range
DL = Detection Limit
ND = Not detected at or above the DL
N = Recovery is out of criteria
P = The RPD between two GC columns exceeds 40%
J = Estimated result < LOQ and ≥ DL
H = Out of holding time
W = Reported on wet weight basis

Shealy Environmental Services, Inc.
106 Vantage Point Drive West Columbia, SC 29172 (803) 791-9700 Fax (803) 791-9111 www.shealylab.com

QC Summary

Volatile Organic Compounds by GC/MS - MB

Sample ID: SQ51611-001
Batch 51611
Analytical Method: 8260B

Matrix: Aqueous
Prep Method: 5030B

Parameter	Result	Q	Dil	LOQ	DL	Units	Analysis Date
Acetone	ND		1	20	2.0	ug/L	09/15/2017 2202
Benzene	ND		1	1.0	0.40	ug/L	09/15/2017 2202
Bromodichloromethane	ND		1	1.0	0.40	ug/L	09/15/2017 2202
Bromoform	ND		1	1.0	0.40	ug/L	09/15/2017 2202
Bromomethane (Methyl bromide)	ND		1	2.0	0.40	ug/L	09/15/2017 2202
2-Butanone (MEK)	ND		1	10	2.0	ug/L	09/15/2017 2202
Carbon disulfide	ND		1	1.0	0.40	ug/L	09/15/2017 2202
Carbon tetrachloride	ND		1	1.0	0.40	ug/L	09/15/2017 2202
Chlorobenzene	ND		1	1.0	0.40	ug/L	09/15/2017 2202
Chloroethane	ND		1	2.0	0.40	ug/L	09/15/2017 2202
Chloroform	ND		1	1.0	0.40	ug/L	09/15/2017 2202
Chloromethane (Methyl chloride)	ND		1	1.0	0.40	ug/L	09/15/2017 2202
Cyclohexane	ND		1	1.0	0.40	ug/L	09/15/2017 2202
1,2-Dibromo-3-chloropropane (DBCP)	ND		1	1.0	0.40	ug/L	09/15/2017 2202
Dibromochloromethane	ND		1	1.0	0.40	ug/L	09/15/2017 2202
1,2-Dibromoethane (EDB)	ND		1	1.0	0.40	ug/L	09/15/2017 2202
1,2-Dichlorobenzene	ND		1	1.0	0.40	ug/L	09/15/2017 2202
1,3-Dichlorobenzene	ND		1	1.0	0.40	ug/L	09/15/2017 2202
1,4-Dichlorobenzene	ND		1	1.0	0.40	ug/L	09/15/2017 2202
Dichlorodifluoromethane	ND		1	2.0	0.40	ug/L	09/15/2017 2202
1,1-Dichloroethane	ND		1	1.0	0.40	ug/L	09/15/2017 2202
1,2-Dichloroethane	ND		1	1.0	0.40	ug/L	09/15/2017 2202
1,1-Dichloroethene	ND		1	1.0	0.40	ug/L	09/15/2017 2202
cis-1,2-Dichloroethene	ND		1	1.0	0.40	ug/L	09/15/2017 2202
trans-1,2-Dichloroethene	ND		1	1.0	0.40	ug/L	09/15/2017 2202
1,2-Dichloropropane	ND		1	1.0	0.40	ug/L	09/15/2017 2202
cis-1,3-Dichloropropene	ND		1	1.0	0.40	ug/L	09/15/2017 2202
trans-1,3-Dichloropropene	ND		1	1.0	0.40	ug/L	09/15/2017 2202
1,4-Dioxane	ND		1	20	13	ug/L	09/15/2017 2202
Ethylbenzene	ND		1	1.0	0.40	ug/L	09/15/2017 2202
2-Hexanone	ND		1	10	2.0	ug/L	09/15/2017 2202
Isopropylbenzene	ND		1	1.0	0.40	ug/L	09/15/2017 2202
Methyl acetate	ND		1	1.0	0.40	ug/L	09/15/2017 2202
Methyl tertiary butyl ether (MTBE)	ND		1	1.0	0.40	ug/L	09/15/2017 2202
4-Methyl-2-pentanone	ND		1	10	2.0	ug/L	09/15/2017 2202
Methylcyclohexane	ND		1	5.0	0.40	ug/L	09/15/2017 2202
Methylene chloride	ND		1	1.0	0.40	ug/L	09/15/2017 2202
Styrene	ND		1	1.0	0.41	ug/L	09/15/2017 2202
1,1,2,2-Tetrachloroethane	ND		1	1.0	0.40	ug/L	09/15/2017 2202
Tetrachloroethene	ND		1	1.0	0.40	ug/L	09/15/2017 2202
Toluene	ND		1	1.0	0.40	ug/L	09/15/2017 2202
1,1,2-Trichloro-1,2,2-Trifluoroethane	ND		1	1.0	0.42	ug/L	09/15/2017 2202
1,2,4-Trichlorobenzene	ND		1	1.0	0.40	ug/L	09/15/2017 2202
1,1,1-Trichloroethane	ND		1	1.0	0.40	ug/L	09/15/2017 2202

LOQ = Limit of Quantitation
DL = Detection Limit
LOD = Limit of Detection
P = The RPD between two GC columns exceeds 40%
J = Estimated result < LOQ and ≥ DL
ND = Not detected at or above the DL
N = Recovery is out of criteria
+ = RPD is out of criteria

Note: Calculations are performed before rounding to avoid round-off errors in calculated results

Shealy Environmental Services, Inc.
106 Vantage Point Drive West Columbia, SC 29172 (803) 791-9700 Fax (803) 791-9111 www.shealylab.com

Volatile Organic Compounds by GC/MS - MB

Sample ID: SQ51611-001
Batch: 51611
Analytical Method: 8260B

Matrix: Aqueous
Prep Method: 5030B

Parameter	Result	Q	Dil	LOQ	DL	Units	Analysis Date
1,1,2-Trichloroethane	ND		1	1.0	0.40	ug/L	09/15/2017 2202
Trichloroethene	ND		1	1.0	0.40	ug/L	09/15/2017 2202
Trichlorofluoromethane	ND		1	1.0	0.40	ug/L	09/15/2017 2202
Vinyl chloride	ND		1	1.0	0.40	ug/L	09/15/2017 2202
Xylenes (total)	ND		1	1.0	0.40	ug/L	09/15/2017 2202

Surrogate	Q	% Rec	Acceptance Limit
1,2-Dichloroethane-d4		97	70-130
Bromofluorobenzene		98	70-130
Toluene-d8		103	70-130

LOQ = Limit of Quantitation
DL = Detection Limit
LOD = Limit of Detection

P = The RPD between two GC columns exceeds 40%
J = Estimated result < LOQ and ≥ DL
ND = Not detected at or above the DL

N = Recovery is out of criteria
+ = RPD is out of criteria

Note: Calculations are performed before rounding to avoid round-off errors in calculated results

Shealy Environmental Services, Inc.
106 Vantage Point Drive West Columbia, SC 29172 (803) 791-9700 Fax (803) 791-9111 www.shealylab.com

Volatile Organic Compounds by GC/MS - LCS

Sample ID: SQ51611-002
Batch 51611
Analytical Method: 8260B

Matrix: Aqueous
Prep Method: 5030B

Parameter	Spike Amount (ug/L)	Result (ug/L)	Q	Dil	% Rec	% Rec Limit	Analysis Date
Acetone	100	98		1	98	60-140	09/15/2017 2053
Benzene	50	47		1	95	70-130	09/15/2017 2053
Bromodichloromethane	50	50		1	100	70-130	09/15/2017 2053
Bromoform	50	47		1	93	70-130	09/15/2017 2053
Bromomethane (Methyl bromide)	50	51		1	101	70-130	09/15/2017 2053
2-Butanone (MEK)	100	92		1	92	70-130	09/15/2017 2053
Carbon disulfide	50	50		1	101	70-130	09/15/2017 2053
Carbon tetrachloride	50	51		1	102	70-130	09/15/2017 2053
Chlorobenzene	50	49		1	98	70-130	09/15/2017 2053
Chloroethane	50	47		1	94	70-130	09/15/2017 2053
Chloroform	50	48		1	96	70-130	09/15/2017 2053
Chloromethane (Methyl chloride)	50	49		1	98	60-140	09/15/2017 2053
Cyclohexane	50	50		1	100	70-130	09/15/2017 2053
1,2-Dibromo-3-chloropropane (DBCP)	50	46		1	93	70-130	09/15/2017 2053
Dibromochloromethane	50	51		1	102	70-130	09/15/2017 2053
1,2-Dibromoethane (EDB)	50	47		1	94	70-130	09/15/2017 2053
1,2-Dichlorobenzene	50	49		1	99	70-130	09/15/2017 2053
1,3-Dichlorobenzene	50	50		1	101	70-130	09/15/2017 2053
1,4-Dichlorobenzene	50	47		1	95	70-130	09/15/2017 2053
Dichlorodifluoromethane	50	62		1	124	60-140	09/15/2017 2053
1,1-Dichloroethane	50	49		1	98	70-130	09/15/2017 2053
1,2-Dichloroethane	50	47		1	94	70-130	09/15/2017 2053
1,1-Dichloroethene	50	53		1	106	70-130	09/15/2017 2053
cis-1,2-Dichloroethene	50	47		1	95	70-130	09/15/2017 2053
trans-1,2-Dichloroethene	50	48		1	97	70-130	09/15/2017 2053
1,2-Dichloropropane	50	46		1	92	70-130	09/15/2017 2053
cis-1,3-Dichloropropene	50	50		1	100	70-130	09/15/2017 2053
trans-1,3-Dichloropropene	50	49		1	97	70-130	09/15/2017 2053
1,4-Dioxane	500	440		1	89	60-140	09/15/2017 2053
Ethylbenzene	50	50		1	99	70-130	09/15/2017 2053
2-Hexanone	100	90		1	90	70-130	09/15/2017 2053
Isopropylbenzene	50	52		1	104	70-130	09/15/2017 2053
Methyl acetate	50	43		1	85	70-130	09/15/2017 2053
Methyl tertiary butyl ether (MTBE)	50	43		1	86	70-130	09/15/2017 2053
4-Methyl-2-pentanone	100	91		1	91	70-130	09/15/2017 2053
Methylcyclohexane	50	53		1	107	70-130	09/15/2017 2053
Methylene chloride	50	45		1	91	70-130	09/15/2017 2053
Styrene	50	50		1	100	70-130	09/15/2017 2053
1,1,2,2-Tetrachloroethane	50	46		1	91	70-130	09/15/2017 2053
Tetrachloroethene	50	48		1	95	70-130	09/15/2017 2053
Toluene	50	50		1	100	70-130	09/15/2017 2053
1,1,2-Trichloro-1,2,2-Trifluoroethane	50	53		1	107	70-130	09/15/2017 2053
1,2,4-Trichlorobenzene	50	51		1	101	70-130	09/15/2017 2053
1,1,1-Trichloroethane	50	49		1	98	70-130	09/15/2017 2053

LOQ = Limit of Quantitation
DL = Detection Limit
LOD = Limit of Detection

P = The RPD between two GC columns exceeds 40%
J = Estimated result < LOQ and ≥ DL
ND = Not detected at or above the DL

N = Recovery is out of criteria
+ = RPD is out of criteria

Note: Calculations are performed before rounding to avoid round-off errors in calculated results

Shealy Environmental Services, Inc.
106 Vantage Point Drive West Columbia, SC 29172 (803) 791-9700 Fax (803) 791-9111 www.shealylab.com

Volatile Organic Compounds by GC/MS - LCS

Sample ID: SQ51611-002
Batch: 51611
Analytical Method: 8260B

Matrix: Aqueous
Prep Method: 5030B

Parameter	Spike Amount (ug/L)	Result (ug/L)	Q	Dil	% Rec	% Rec Limit	Analysis Date
1,1,2-Trichloroethane	50	47		1	94	70-130	09/15/2017 2053
Trichloroethene	50	50		1	99	70-130	09/15/2017 2053
Trichlorofluoromethane	50	60		1	121	70-130	09/15/2017 2053
Vinyl chloride	50	53		1	107	70-130	09/15/2017 2053
Xylenes (total)	100	98		1	98	70-130	09/15/2017 2053

Surrogate	Q	% Rec	Acceptance Limit
1,2-Dichloroethane-d4		95	70-130
Bromofluorobenzene		101	70-130
Toluene-d8		101	70-130

LOQ = Limit of Quantitation
DL = Detection Limit
LOD = Limit of Detection

P = The RPD between two GC columns exceeds 40%
J = Estimated result < LOQ and ≥ DL
ND = Not detected at or above the DL

N = Recovery is out of criteria
+ = RPD is out of criteria

Note: Calculations are performed before rounding to avoid round-off errors in calculated results

Shealy Environmental Services, Inc.
106 Vantage Point Drive West Columbia, SC 29172 (803) 791-9700 Fax (803) 791-9111 www.shealylab.com

Volatile Organic Compounds by GC/MS - MS

Sample ID: SI07017-003MS
Batch: 51611
Analytical Method: 8260B

Matrix: Aqueous
Prep Method: 5030B

Parameter	Sample Amount (ug/L)	Spike Amount (ug/L)	Result (ug/L)	Q	Dil	% Rec	% Rec Limit	Analysis Date
Acetone	ND	5000	4900		50	97	60-140	09/16/2017 0612
Benzene	ND	2500	2400		50	97	70-130	09/16/2017 0612
Bromodichloromethane	ND	2500	2500		50	98	70-130	09/16/2017 0612
Bromoform	ND	2500	1600	N	50	64	70-130	09/16/2017 0612
Bromomethane (Methyl bromide)	ND	2500	2600		50	103	70-130	09/16/2017 0612
2-Butanone (MEK)	ND	5000	4500		50	90	70-130	09/16/2017 0612
Carbon disulfide	ND	2500	2500		50	98	70-130	09/16/2017 0612
Carbon tetrachloride	ND	2500	2800		50	110	70-130	09/16/2017 0612
Chlorobenzene	ND	2500	2500		50	99	70-130	09/16/2017 0612
Chloroethane	ND	2500	2700		50	106	70-130	09/16/2017 0612
Chloroform	ND	2500	2500		50	101	70-130	09/16/2017 0612
Chloromethane (Methyl chloride)	ND	2500	2800		50	111	60-140	09/16/2017 0612
Cyclohexane	ND	2500	2900		50	117	70-130	09/16/2017 0612
1,2-Dibromo-3-chloropropane (DBCP)	ND	2500	2300		50	90	70-130	09/16/2017 0612
Dibromochloromethane	ND	2500	2200		50	88	70-130	09/16/2017 0612
1,2-Dibromoethane (EDB)	ND	2500	2300		50	92	70-130	09/16/2017 0612
1,2-Dichlorobenzene	ND	2500	2400		50	98	70-130	09/16/2017 0612
1,3-Dichlorobenzene	ND	2500	2500		50	102	70-130	09/16/2017 0612
1,4-Dichlorobenzene	ND	2500	2300		50	93	70-130	09/16/2017 0612
Dichlorodifluoromethane	ND	2500	3600	N	50	144	60-140	09/16/2017 0612
1,1-Dichloroethane	ND	2500	2600		50	103	70-130	09/16/2017 0612
1,2-Dichloroethane	ND	2500	2500		50	99	70-130	09/16/2017 0612
1,1-Dichloroethene	ND	2500	2800		50	110	70-130	09/16/2017 0612
cis-1,2-Dichloroethene	ND	2500	2400		50	95	70-130	09/16/2017 0612
trans-1,2-Dichloroethene	ND	2500	2500		50	99	70-130	09/16/2017 0612
1,2-Dichloropropane	ND	2500	2400		50	95	70-130	09/16/2017 0612
cis-1,3-Dichloropropene	ND	2500	2400		50	95	70-130	09/16/2017 0612
trans-1,3-Dichloropropene	ND	2500	2300		50	93	70-130	09/16/2017 0612
1,4-Dioxane	ND	25000	20000		50	79	60-140	09/16/2017 0612
Ethylbenzene	ND	2500	2500		50	102	70-130	09/16/2017 0612
2-Hexanone	ND	5000	4700		50	93	70-130	09/16/2017 0612
Isopropylbenzene	ND	2500	2800		50	112	70-130	09/16/2017 0612
Methyl acetate	ND	2500	2200		50	88	70-130	09/16/2017 0612
Methyl tertiary butyl ether (MTBE)	ND	2500	2200		50	86	70-130	09/16/2017 0612
4-Methyl-2-pentanone	ND	5000	4600		50	92	70-130	09/16/2017 0612
Methylcyclohexane	ND	2500	2900		50	115	70-130	09/16/2017 0612
Methylene chloride	ND	2500	2400		50	95	70-130	09/16/2017 0612
Styrene	ND	2500	2600		50	104	70-130	09/16/2017 0612
1,1,2,2-Tetrachloroethane	ND	2500	2300		50	93	70-130	09/16/2017 0612
Tetrachloroethene	ND	2500	2400		50	98	70-130	09/16/2017 0612
Toluene	7100	2500	11000	N	50	145	70-130	09/16/2017 0612
1,1,2-Trichloro-1,2,2-Trifluoroethane	ND	2500	2800		50	113	70-130	09/16/2017 0612
1,2,4-Trichlorobenzene	ND	2500	2400		50	98	70-130	09/16/2017 0612
1,1,1-Trichloroethane	ND	2500	2700		50	107	70-130	09/16/2017 0612

LOQ = Limit of Quantitation
DL = Detection Limit
LOD = Limit of Detection

P = The RPD between two GC columns exceeds 40%
J = Estimated result < LOQ and ≥ DL
ND = Not detected at or above the DL

N = Recovery is out of criteria
+ = RPD is out of criteria

Note: Calculations are performed before rounding to avoid round-off errors in calculated results

Shealy Environmental Services, Inc.
106 Vantage Point Drive West Columbia, SC 29172 (803) 791-9700 Fax (803) 791-9111 www.shealylab.com

Volatile Organic Compounds by GC/MS - MS

Sample ID: SI07017-003MS
Batch: 51611
Analytical Method: 8260B

Matrix: Aqueous
Prep Method: 5030B

Parameter	Sample Amount (ug/L)	Spike Amount (ug/L)	Result (ug/L)	Q	Dil	% Rec	% Rec Limit	Analysis Date
1,1,2-Trichloroethane	ND	2500	2300		50	93	70-130	09/16/2017 0612
Trichloroethene	ND	2500	2600		50	103	70-130	09/16/2017 0612
Trichlorofluoromethane	ND	2500	3200		50	127	70-130	09/16/2017 0612
Vinyl chloride	ND	2500	2800		50	114	70-130	09/16/2017 0612
Xylenes (total)	ND	5000	5100		50	102	70-130	09/16/2017 0612

Surrogate	Q	% Rec	Acceptance Limit
1,2-Dichloroethane-d4		97	70-130
Bromofluorobenzene		102	70-130
Toluene-d8		102	70-130

LOQ = Limit of Quantitation
DL = Detection Limit
LOD = Limit of Detection

P = The RPD between two GC columns exceeds 40%
J = Estimated result < LOQ and ≥ DL
ND = Not detected at or above the DL

N = Recovery is out of criteria
+ = RPD is out of criteria

Note: Calculations are performed before rounding to avoid round-off errors in calculated results

Shealy Environmental Services, Inc.
106 Vantage Point Drive West Columbia, SC 29172 (803) 791-9700 Fax (803) 791-9111 www.shealylab.com

Volatile Organic Compounds by GC/MS - MSD

Sample ID: SI07017-003MD
Batch: 51611
Analytical Method: 8260B

Matrix: Aqueous
Prep Method: 5030B

Parameter	Sample Amount (ug/L)	Spike Amount (ug/L)	Result (ug/L)	Q	Dil	% Rec	% RPD	% Rec Limit	% RPD Limit	Analysis Date
Acetone	ND	5000	5100		50	101	4.1	60-140	20	09/16/2017 0635
Benzene	ND	2500	2400		50	96	0.91	70-130	20	09/16/2017 0635
Bromodichloromethane	ND	2500	2400		50	96	2.3	70-130	20	09/16/2017 0635
Bromoform	ND	2500	1800		50	71	10	70-130	20	09/16/2017 0635
Bromomethane (Methyl bromide)	ND	2500	2500		50	101	1.7	70-130	20	09/16/2017 0635
2-Butanone (MEK)	ND	5000	4500		50	90	0.46	70-130	20	09/16/2017 0635
Carbon disulfide	ND	2500	2600		50	104	5.4	70-130	20	09/16/2017 0635
Carbon tetrachloride	ND	2500	2700		50	106	3.9	70-130	20	09/16/2017 0635
Chlorobenzene	ND	2500	2400		50	96	2.1	70-130	20	09/16/2017 0635
Chloroethane	ND	2500	2600		50	103	2.5	70-130	20	09/16/2017 0635
Chloroform	ND	2500	2500		50	101	0.95	70-130	20	09/16/2017 0635
Chloromethane (Methyl chloride)	ND	2500	2600		50	105	4.9	60-140	20	09/16/2017 0635
Cyclohexane	ND	2500	2700		50	110	6.1	70-130	20	09/16/2017 0635
1,2-Dibromo-3-chloropropane (DBCP)	ND	2500	2400		50	94	4.2	70-130	20	09/16/2017 0635
Dibromochloromethane	ND	2500	2300		50	92	4.7	70-130	20	09/16/2017 0635
1,2-Dibromoethane (EDB)	ND	2500	2300		50	93	0.18	70-130	20	09/16/2017 0635
1,2-Dichlorobenzene	ND	2500	2400		50	95	2.6	70-130	20	09/16/2017 0635
1,3-Dichlorobenzene	ND	2500	2500		50	100	2.1	70-130	20	09/16/2017 0635
1,4-Dichlorobenzene	ND	2500	2300		50	92	0.26	70-130	20	09/16/2017 0635
Dichlorodifluoromethane	ND	2500	3500		50	139	3.2	60-140	20	09/16/2017 0635
1,1-Dichloroethane	ND	2500	2500		50	100	3.4	70-130	20	09/16/2017 0635
1,2-Dichloroethane	ND	2500	2400		50	96	3.0	70-130	20	09/16/2017 0635
1,1-Dichloroethene	ND	2500	2700		50	109	1.4	70-130	20	09/16/2017 0635
cis-1,2-Dichloroethene	ND	2500	2400		50	95	0.69	70-130	20	09/16/2017 0635
trans-1,2-Dichloroethene	ND	2500	2400		50	96	2.3	70-130	20	09/16/2017 0635
1,2-Dichloropropane	ND	2500	2300		50	92	3.9	70-130	20	09/16/2017 0635
cis-1,3-Dichloropropene	ND	2500	2400		50	95	0.70	70-130	20	09/16/2017 0635
trans-1,3-Dichloropropene	ND	2500	2400		50	96	3.3	70-130	20	09/16/2017 0635
1,4-Dioxane	ND	25000	23000		50	93	16	60-140	20	09/16/2017 0635
Ethylbenzene	ND	2500	2500		50	100	1.8	70-130	20	09/16/2017 0635
2-Hexanone	ND	5000	4400		50	89	4.9	70-130	20	09/16/2017 0635
Isopropylbenzene	ND	2500	2700		50	107	4.9	70-130	20	09/16/2017 0635
Methyl acetate	ND	2500	2100		50	84	4.7	70-130	20	09/16/2017 0635
Methyl tertiary butyl ether (MTBE)	ND	2500	2200		50	86	0.050	70-130	20	09/16/2017 0635
4-Methyl-2-pentanone	ND	5000	4300		50	87	6.1	70-130	20	09/16/2017 0635
Methylcyclohexane	ND	2500	2700		50	107	6.6	70-130	20	09/16/2017 0635
Methylene chloride	ND	2500	2300		50	92	3.5	70-130	20	09/16/2017 0635
Styrene	ND	2500	2500		50	99	4.6	70-130	20	09/16/2017 0635
1,1,2,2-Tetrachloroethane	ND	2500	2400		50	94	1.5	70-130	20	09/16/2017 0635
Tetrachloroethene	ND	2500	2400		50	96	1.3	70-130	20	09/16/2017 0635
Toluene	7100	2500	10000	E	50	128	4.2	70-130	20	09/16/2017 0635
1,1,2-Trichloro-1,2,2-Trifluoroethane	ND	2500	2700		50	106	6.3	70-130	20	09/16/2017 0635
1,2,4-Trichlorobenzene	ND	2500	2500		50	100	3.0	70-130	20	09/16/2017 0635
1,1,1-Trichloroethane	ND	2500	2700		50	107	0.45	70-130	20	09/16/2017 0635

LOQ = Limit of Quantitation
DL = Detection Limit
LOD = Limit of Detection
P = The RPD between two GC columns exceeds 40%
J = Estimated result < LOQ and ≥ DL
ND = Not detected at or above the DL
N = Recovery is out of criteria
+ = RPD is out of criteria

Note: Calculations are performed before rounding to avoid round-off errors in calculated results

Shealy Environmental Services, Inc.
106 Vantage Point Drive West Columbia, SC 29172 (803) 791-9700 Fax (803) 791-9111 www.shealylab.com

Volatile Organic Compounds by GC/MS - MSD

Sample ID: SI07017-003MD
Batch: 51611
Analytical Method: 8260B

Matrix: Aqueous
Prep Method: 5030B

Parameter	Sample Amount (ug/L)	Spike Amount (ug/L)	Result (ug/L)	Q	Dil	% Rec	% RPD	% Rec Limit	% RPD Limit	Analysis Date
1,1,2-Trichloroethane	ND	2500	2300		50	92	1.2	70-130	20	09/16/2017 0635
Trichloroethene	ND	2500	2500		50	100	3.0	70-130	20	09/16/2017 0635
Trichlorofluoromethane	ND	2500	3200		50	126	0.53	70-130	20	09/16/2017 0635
Vinyl chloride	ND	2500	2900		50	115	1.2	70-130	20	09/16/2017 0635
Xylenes (total)	ND	5000	4900		50	99	3.4	70-130	20	09/16/2017 0635

Surrogate	Q	% Rec	Acceptance Limit
1,2-Dichloroethane-d4		97	70-130
Bromofluorobenzene		100	70-130
Toluene-d8		101	70-130

LOQ = Limit of Quantitation
DL = Detection Limit
LOD = Limit of Detection

P = The RPD between two GC columns exceeds 40%
J = Estimated result < LOQ and ≥ DL
ND = Not detected at or above the DL

N = Recovery is out of criteria
+ = RPD is out of criteria

Note: Calculations are performed before rounding to avoid round-off errors in calculated results

Shealy Environmental Services, Inc.
106 Vantage Point Drive West Columbia, SC 29172 (803) 791-9700 Fax (803) 791-9111 www.shealylab.com

Volatile Organic Compounds by GC/MS - MB

Sample ID: SQ51748-001
Batch: 51748
Analytical Method: 8260B

Matrix: Aqueous
Prep Method: 5030B

Parameter	Result	Q	Dil	LOQ	DL	Units	Analysis Date
Acetone	ND		1	20	2.0	ug/L	09/18/2017 1621
Benzene	ND		1	1.0	0.40	ug/L	09/18/2017 1621
Bromodichloromethane	ND		1	1.0	0.40	ug/L	09/18/2017 1621
Bromoform	ND		1	1.0	0.40	ug/L	09/18/2017 1621
Bromomethane (Methyl bromide)	ND		1	2.0	0.40	ug/L	09/18/2017 1621
2-Butanone (MEK)	ND		1	10	2.0	ug/L	09/18/2017 1621
Carbon disulfide	ND		1	1.0	0.40	ug/L	09/18/2017 1621
Carbon tetrachloride	ND		1	1.0	0.40	ug/L	09/18/2017 1621
Chlorobenzene	ND		1	1.0	0.40	ug/L	09/18/2017 1621
Chloroethane	ND		1	2.0	0.40	ug/L	09/18/2017 1621
Chloroform	ND		1	1.0	0.40	ug/L	09/18/2017 1621
Chloromethane (Methyl chloride)	ND		1	1.0	0.40	ug/L	09/18/2017 1621
Cyclohexane	ND		1	1.0	0.40	ug/L	09/18/2017 1621
1,2-Dibromo-3-chloropropane (DBCP)	ND		1	1.0	0.40	ug/L	09/18/2017 1621
Dibromochloromethane	ND		1	1.0	0.40	ug/L	09/18/2017 1621
1,2-Dibromoethane (EDB)	ND		1	1.0	0.40	ug/L	09/18/2017 1621
1,2-Dichlorobenzene	ND		1	1.0	0.40	ug/L	09/18/2017 1621
1,3-Dichlorobenzene	ND		1	1.0	0.40	ug/L	09/18/2017 1621
1,4-Dichlorobenzene	ND		1	1.0	0.40	ug/L	09/18/2017 1621
Dichlorodifluoromethane	ND		1	2.0	0.40	ug/L	09/18/2017 1621
1,1-Dichloroethane	ND		1	1.0	0.40	ug/L	09/18/2017 1621
1,2-Dichloroethane	ND		1	1.0	0.40	ug/L	09/18/2017 1621
1,1-Dichloroethene	ND		1	1.0	0.40	ug/L	09/18/2017 1621
cis-1,2-Dichloroethene	ND		1	1.0	0.40	ug/L	09/18/2017 1621
trans-1,2-Dichloroethene	ND		1	1.0	0.40	ug/L	09/18/2017 1621
1,2-Dichloropropane	ND		1	1.0	0.40	ug/L	09/18/2017 1621
cis-1,3-Dichloropropene	ND		1	1.0	0.40	ug/L	09/18/2017 1621
trans-1,3-Dichloropropene	ND		1	1.0	0.40	ug/L	09/18/2017 1621
1,4-Dioxane	ND		1	20	13	ug/L	09/18/2017 1621
Ethylbenzene	ND		1	1.0	0.40	ug/L	09/18/2017 1621
2-Hexanone	ND		1	10	2.0	ug/L	09/18/2017 1621
Isopropylbenzene	ND		1	1.0	0.40	ug/L	09/18/2017 1621
Methyl acetate	ND		1	1.0	0.40	ug/L	09/18/2017 1621
Methyl tertiary butyl ether (MTBE)	ND		1	1.0	0.40	ug/L	09/18/2017 1621
4-Methyl-2-pentanone	ND		1	10	2.0	ug/L	09/18/2017 1621
Methylcyclohexane	ND		1	5.0	0.40	ug/L	09/18/2017 1621
Methylene chloride	ND		1	1.0	0.40	ug/L	09/18/2017 1621
Styrene	ND		1	1.0	0.41	ug/L	09/18/2017 1621
1,1,2,2-Tetrachloroethane	ND		1	1.0	0.40	ug/L	09/18/2017 1621
Tetrachloroethene	ND		1	1.0	0.40	ug/L	09/18/2017 1621
Toluene	ND		1	1.0	0.40	ug/L	09/18/2017 1621
1,1,2-Trichloro-1,2,2-Trifluoroethane	ND		1	1.0	0.42	ug/L	09/18/2017 1621
1,2,4-Trichlorobenzene	ND		1	1.0	0.40	ug/L	09/18/2017 1621
1,1,1-Trichloroethane	ND		1	1.0	0.40	ug/L	09/18/2017 1621

LOQ = Limit of Quantitation
DL = Detection Limit
LOD = Limit of Detection

P = The RPD between two GC columns exceeds 40%
J = Estimated result < LOQ and ≥ DL
ND = Not detected at or above the DL

N = Recovery is out of criteria
+ = RPD is out of criteria

Note: Calculations are performed before rounding to avoid round-off errors in calculated results

Shealy Environmental Services, Inc.
106 Vantage Point Drive West Columbia, SC 29172 (803) 791-9700 Fax (803) 791-9111 www.shealylab.com

Volatile Organic Compounds by GC/MS - MB

Sample ID: SQ51748-001
Batch: 51748
Analytical Method: 8260B

Matrix: Aqueous
Prep Method: 5030B

Parameter	Result	Q	Dil	LOQ	DL	Units	Analysis Date
1,1,2-Trichloroethane	ND		1	1.0	0.40	ug/L	09/18/2017 1621
Trichloroethene	ND		1	1.0	0.40	ug/L	09/18/2017 1621
Trichlorofluoromethane	ND		1	1.0	0.40	ug/L	09/18/2017 1621
Vinyl chloride	ND		1	1.0	0.40	ug/L	09/18/2017 1621
Xylenes (total)	ND		1	1.0	0.40	ug/L	09/18/2017 1621

Surrogate	Q	% Rec	Acceptance Limit
1,2-Dichloroethane-d4		87	70-130
Bromofluorobenzene		100	70-130
Toluene-d8		96	70-130

LOQ = Limit of Quantitation
DL = Detection Limit
LOD = Limit of Detection

P = The RPD between two GC columns exceeds 40%
J = Estimated result < LOQ and ≥ DL
ND = Not detected at or above the DL

N = Recovery is out of criteria
+ = RPD is out of criteria

Note: Calculations are performed before rounding to avoid round-off errors in calculated results

Shealy Environmental Services, Inc.
106 Vantage Point Drive West Columbia, SC 29172 (803) 791-9700 Fax (803) 791-9111 www.shealylab.com

Volatile Organic Compounds by GC/MS - LCS

Sample ID: SQ51748-002
Batch: 51748
Analytical Method: 8260B

Matrix: Aqueous
Prep Method: 5030B

Parameter	Spike Amount (ug/L)	Result (ug/L)	Q	Dil	% Rec	% Rec Limit	Analysis Date
Acetone	100	84		1	84	60-140	09/18/2017 1512
Benzene	50	48		1	96	70-130	09/18/2017 1512
Bromodichloromethane	50	50		1	101	70-130	09/18/2017 1512
Bromoform	50	54		1	109	70-130	09/18/2017 1512
Bromomethane (Methyl bromide)	50	40		1	79	70-130	09/18/2017 1512
2-Butanone (MEK)	100	76		1	76	70-130	09/18/2017 1512
Carbon disulfide	50	42		1	84	70-130	09/18/2017 1512
Carbon tetrachloride	50	46		1	93	70-130	09/18/2017 1512
Chlorobenzene	50	51		1	101	70-130	09/18/2017 1512
Chloroethane	50	42		1	84	70-130	09/18/2017 1512
Chloroform	50	47		1	93	70-130	09/18/2017 1512
Chloromethane (Methyl chloride)	50	40		1	80	60-140	09/18/2017 1512
Cyclohexane	50	50		1	99	70-130	09/18/2017 1512
1,2-Dibromo-3-chloropropane (DBCP)	50	46		1	92	70-130	09/18/2017 1512
Dibromochloromethane	50	53		1	105	70-130	09/18/2017 1512
1,2-Dibromoethane (EDB)	50	50		1	101	70-130	09/18/2017 1512
1,2-Dichlorobenzene	50	49		1	98	70-130	09/18/2017 1512
1,3-Dichlorobenzene	50	48		1	97	70-130	09/18/2017 1512
1,4-Dichlorobenzene	50	48		1	96	70-130	09/18/2017 1512
Dichlorodifluoromethane	50	47		1	95	60-140	09/18/2017 1512
1,1-Dichloroethane	50	46		1	91	70-130	09/18/2017 1512
1,2-Dichloroethane	50	47		1	94	70-130	09/18/2017 1512
1,1-Dichloroethene	50	46		1	92	70-130	09/18/2017 1512
cis-1,2-Dichloroethene	50	47		1	95	70-130	09/18/2017 1512
trans-1,2-Dichloroethene	50	47		1	94	70-130	09/18/2017 1512
1,2-Dichloropropane	50	47		1	93	70-130	09/18/2017 1512
cis-1,3-Dichloropropene	50	51		1	102	70-130	09/18/2017 1512
trans-1,3-Dichloropropene	50	48		1	96	70-130	09/18/2017 1512
1,4-Dioxane	500	460		1	92	60-140	09/18/2017 1512
Ethylbenzene	50	51		1	102	70-130	09/18/2017 1512
2-Hexanone	100	83		1	83	70-130	09/18/2017 1512
Isopropylbenzene	50	50		1	101	70-130	09/18/2017 1512
Methyl acetate	50	38		1	77	70-130	09/18/2017 1512
Methyl tertiary butyl ether (MTBE)	50	39		1	79	70-130	09/18/2017 1512
4-Methyl-2-pentanone	100	92		1	92	70-130	09/18/2017 1512
Methylcyclohexane	50	51		1	101	70-130	09/18/2017 1512
Methylene chloride	50	41		1	81	70-130	09/18/2017 1512
Styrene	50	52		1	103	70-130	09/18/2017 1512
1,1,2,2-Tetrachloroethane	50	46		1	91	70-130	09/18/2017 1512
Tetrachloroethene	50	54		1	108	70-130	09/18/2017 1512
Toluene	50	49		1	99	70-130	09/18/2017 1512
1,1,2-Trichloro-1,2,2-Trifluoroethane	50	47		1	95	70-130	09/18/2017 1512
1,2,4-Trichlorobenzene	50	51		1	102	70-130	09/18/2017 1512
1,1,1-Trichloroethane	50	45		1	90	70-130	09/18/2017 1512

LOQ = Limit of Quantitation
DL = Detection Limit
LOD = Limit of Detection

P = The RPD between two GC columns exceeds 40%
J = Estimated result < LOQ and ≥ DL
ND = Not detected at or above the DL

N = Recovery is out of criteria
+ = RPD is out of criteria

Note: Calculations are performed before rounding to avoid round-off errors in calculated results

Shealy Environmental Services, Inc.
106 Vantage Point Drive West Columbia, SC 29172 (803) 791-9700 Fax (803) 791-9111 www.shealylab.com

Volatile Organic Compounds by GC/MS - LCS

Sample ID: SQ51748-002
Batch: 51748
Analytical Method: 8260B

Matrix: Aqueous
Prep Method: 5030B

Parameter	Spike Amount (ug/L)	Result (ug/L)	Q	Dil	% Rec	% Rec Limit	Analysis Date
1,1,2-Trichloroethane	50	45		1	91	70-130	09/18/2017 1512
Trichloroethene	50	52		1	103	70-130	09/18/2017 1512
Trichlorofluoromethane	50	48		1	97	70-130	09/18/2017 1512
Vinyl chloride	50	42		1	85	70-130	09/18/2017 1512
Xylenes (total)	100	98		1	98	70-130	09/18/2017 1512

Surrogate	Q	% Rec	Acceptance Limit
1,2-Dichloroethane-d4		86	70-130
Bromofluorobenzene		104	70-130
Toluene-d8		95	70-130

LOQ = Limit of Quantitation
DL = Detection Limit
LOD = Limit of Detection

P = The RPD between two GC columns exceeds 40%
J = Estimated result < LOQ and ≥ DL
ND = Not detected at or above the DL

N = Recovery is out of criteria
+ = RPD is out of criteria

Note: Calculations are performed before rounding to avoid round-off errors in calculated results

Shealy Environmental Services, Inc.
106 Vantage Point Drive West Columbia, SC 29172 (803) 791-9700 Fax (803) 791-9111 www.shealylab.com

Chain of Custody
and
Miscellaneous Documents

Chain of Custody Record

SHEALY ENVIRONMENTAL SERVICES, INC.
106 Vantage Point Drive • West Columbia, SC 29172
Telephone No. 803-791-9700 Fax No. 803-791-9111
www.shealylab.com

Number 74595

Client: ERM	Report to Contact: Ron Yarborough	Telephone No. / E-mail: 843 452 2003 Ron.Yarborough@erm.com	Quote No: 19773
Address: 200 Wingo Way Suite 101	Sampler's Signature: x Ron Yarborough	Analysis (Attach list if more space is needed)	Page 1 of 2
City: Mt. Pleasant; State: SC; Zip Code: 29464	Printed Name: Ron Yarborough		SI07017
Project Name: WIX			
Project No.	P.O. No.		

Sample ID / Description (Containers for each sample may be combined on one line.)	Date	Time	# of Containers	Matrix: Aqueous	Soil	Non-Aqueous	No of Containers by Preservative Type: Unpres.	H2SO4	HNO3	HCl	NaOH	ZnAc/ NaOH	VOCs	Remarks / Cooler I.D.
MW-1	9/6/17	10:50	6	Y						X			X	
MW-2	"	11:25												
MW-3	"	12:35												
MW-4	"	12:05												
MW-7	9/5/17	13:00												
MW-10	9/5/17	16:00												
MW-11	"	15:35												
MW-11D	"	14:30												
MW-12	9/6/17	10:00												
MW-12D	9/5/17	17:15												

Turn Around Time Required (Prior lab approval required for expedited TAT.): X Standard ☐ Rush (Specify)

Sample Disposal: ☐ Return to Client X Disposal by Lab

Possible Hazard Identification: ☐ Non-Hazard ☐ Flammable ☐ Skin Irritant ☐ Poison X Unknown

QC Requirements (Specify): Level 2

	Date	Time		Date	Time
1. Relinquished by: Ron Yarborough	9/6/17	16:00	1. Received by: Fed Ex		
2. Relinquished by			2. Received by		
3. Relinquished by			3. Received by		
4. Relinquished by: FEDEX	9.7.17	0951	4. Laboratory received by: [illegible]	9.7.17	0951

Note: All samples are retained for four weeks from receipt unless other arrangements are made.

LAB USE ONLY — Received on Ice (Circle) Yes No Ice Pack — Receipt Temp. 4.3 °C TB

DISTRIBUTION: WHITE & YELLOW-Return to laboratory with Sample(s); PINK-Field/Client Copy

Document Number: F-AD-133 Effective Date: 08-01-2014

SHEALY

Chain of Custody Record

SHEALY ENVIRONMENTAL SERVICES, INC.
106 Vantage Point Drive • West Columbia, SC 29172
Telephone No. 803-791-9700 Fax No. 803-791-9111
www.shealylab.com

Number 74597

843.452.2003

Client: ERM	Report to Contact: Ron Yarborough	Telephone No. / E-mail: Ron.Yarborough@erm.com	Quote No. 19773
Address: 200 Wingo Way Suite 101	Sampler's Signature: x Ron Yarborough	Analysis (Attach list if more space is needed)	Page 2 of
City: Mt. Pleasant; State: SC; Zip Code: 29464	Printed Name: Ron Yarborough		
Project Name: WIX			
Project No.	P.O. No.		

SI07017

Sample ID / Description (Containers for each sample may be combined on one line.)	Date	Time	G=Grab C=Composite	Matrix: Aqueous	Solid	Non-Aqueous	No of Containers by Preservative Type: Unpres.	H2SO4	NaOH	HCl	NaOH	SOS kit	VOC
MW-13	9/6/17	13:46	X	X						X			X
MW-14	9/5/17	18:20	↓	↓						↓			X
MW-15	9/5/17	15:00	↓	↓						↓			X
DUP-01	9/6/17	—	↓	↓						↓			X

Turn Around Time Required (Prior lab approval required for expedited TAT.)
X Standard ☐ Rush (Specify)

Sample Disposal
☐ Return to Client X Disposal by Lab

Possible Hazard Identification
☐ Non-Hazard ☐ Flammable ☐ Skin Irritant ☐ Poison X Unknown

QC Requirements (Specify)
Level 2

	Date	Time		Date	Time
1. Relinquished by: Ron Yarborough	9/6/17	16:00	1. Received by: FedEx		
2. Relinquished by			2. Received by		
3. Relinquished by			3. Received by		
4. Relinquished by: FEDEX	9.7.17	0951	4. Laboratory received by: [signature]	9-7-17	0951

Note: All samples are retained for four weeks from receipt unless other arrangements are made.

LAB USE ONLY
Received on ice (Circle) Yes No Ice Pack Receipt Temp. 4.3°

DISTRIBUTION: WHITE & YELLOW-Return to laboratory with Sample(s); PINK-Field/Client Copy

Document Number: F-AD-133 Effective Date: 08-01-2014

Shealy Environmental Services, Inc.
Document Number: ME0018C-09

Page 1 of 1
Effective Date: 07/28/2017
Expiry Date: 07/28/2022

Sample Receipt Checklist (SRC)

Client: GRM Cooler Inspected by/date: EG 9/7/17 Lot #: SE07017

Means of receipt: ☐ SESI ☐ Client ☐ UPS ☑ FedEx ☐ Other

Yes ☑	No ☐		1. Were custody seals present on the cooler?
Yes ☑	No ☐	NA ☐	2. If custody seals were present, were they intact and unbroken?

pH strip ID: Cl strip ID:
Cooler ID/Original temperature upon receipt/Derived (corrected) temperature upon receipt:
14.3/14.3 °C / / °C / / °C / / °C
Method: ☑ Temperature Blank ☐ Against Bottles IR Gun ID: 6 IR Gun Correction Factor: 0 °C
Method of coolant: ☑ Wet Ice ☐ Blue Ice ☐ Dry Ice ☐ None

Yes ☐	No ☐	NA ☑	3. If temperature of any cooler exceeded 6.0°C, was Project Manager Notified? PM was Notified by: phone / email / face-to-face (circle one).
Yes ☑	No ☐	NA ☐	4. Is the commercial courier's packing slip attached to this form?
Yes ☑	No ☐		5. Were proper custody procedures (relinquished/received) followed?
Yes ☑	No ☐		6. Were sample IDs listed on the COC?
Yes ☑	No ☐		7. Were sample IDs listed on all sample containers?
Yes ☑	No ☐		8. Was collection date & time listed on the COC?
Yes ☑	No ☐		9. Was collection date & time listed on all sample containers?
Yes ☑	No ☐		10. Did all container label information (ID, date, time) agree with the COC?
Yes ☑	No ☐		11. Were tests to be performed listed on the COC?
Yes ☑	No ☐		12. Did all samples arrive in the proper containers for each test and/or in good condition (unbroken, lids on, etc.)?
Yes ☑	No ☐		13. Was adequate sample volume available?
Yes ☑	No ☐		14. Were all samples received within ½ the holding time or 48 hours, whichever comes first?
Yes ☑	No ☐		15. Were any samples containers missing/excess (circle one) samples Not listed on COC? T.B.
Yes ☐	No ☑	NA ☐	16. Were bubbles present >"pea-size" (¼" or 6mm in diameter) in any VOA vials?
Yes ☐	No ☐	NA ☑	17. Were all DRO/metals/nutrient samples received at a pH of < 2?
Yes ☐	No ☐	NA ☑	18. Were all cyanide samples received at a pH > 12 and sulfide samples received at a pH > 9?
Yes ☐	No ☐	NA ☑	19. Were all applicable NH3/TKN/cyanide/phenol/BNA (< 0.5mg/L) samples free of residual chlorine?
Yes ☐	No ☐	NA ☑	20. Were collection temperatures documented on the COC for NC samples?
Yes ☐	No ☐	NA ☑	21. Were client remarks/requests (i.e. requested dilutions, MS/MSD designations, etc…) correctly transcribed from the COC into the comment section in LIMS?
Yes ☑	No ☐		22. Was the quote number used taken from the container label?

Sample Preservation (Must be completed for any sample(s) incorrectly preserved or with headspace.)

Sample(s) _____ were received incorrectly preserved and were adjusted accordingly in sample receiving with _____ (H_2SO_4, HNO_3, HCl, NaOH) using SR # _____.

Sample(s) _____ were received with bubbles >6 mm in diameter.

Samples(s) _____ were received with TRC > 0.5 mg/L (If #21 is No) and were adjusted accordingly in sample receiving with sodium thiosulfate ($Na_2S_2O_3$) with Shealy ID: _____.

SC Drinking Water Project Sample(s) pH verified to be < 2 by _____ Date: _____
Sample(s) _____ were Not received at a pH of < 2 and were adjusted accordingly using SR#

Sample labels applied by: _____ Date: 9/7/17

Comments:

Appendix E
Remediation System Performance

APPENDIX E. REMEDIATION SYSTEM PERFORMANCE

Date	AS-1		AS-2		AS-3		AS-4		AS-5		SVE		PID (ppm)	
	ft/min	SCFM	ft/min	SCFM	ft/min	SCFM	ft/min	SCFM	ft/min	SCFM	ft/min	SCFM	IN	OUT
12/01/09	50	1.1	30	0.7	25	0.5	55	1.2	45	1.0	125	10.9	60	0
01/22/10	52	1.1	25	0.5	22	0.5	53	1.2	48	1.0	110	9.6	62	0
02/08/10	55	1.2	30	0.7	30	0.7	55	1.2	50	1.1	115	10.1	65	0
03/10/10	320	7.0	320	7.0	325	7.1	330	7.2	315	6.9	100	8.8	160	0
03/30/10	330	7.2	325	7.1	330	7.2	325	7.1	320	7.0	160	14.0	155	0
04/28/10	310	6.8	320	7.0	335	7.3	320	7.0	310	6.8	140	12.3	210	0
05/31/10	325	7.1	320	7.0	300	6.5	320	7.0	330	7.2	115	10.1	107	0
06/30/10	320	7.0	320	7.0	310	6.8	330	7.2	325	7.1	120	10.5	55	0
07/23/10	325	7.1	320	7.0	325	7.1	320	7.0	330	7.2	145	12.7	11	0
08/24/10	345	7.5	325	7.1	310	6.8	310	6.8	330	7.2	150	13.1	22	0
09/09/10	320	7.0	315	6.9	320	7.0	315	6.9	325	7.1	120	10.5	24	0
10/20/10	315	6.9	320	7.0	325	7.1	350	7.6	310	6.8	82	7.2	22	0
11/24/10	310	6.8	310	6.8	330	7.2	330	7.2	320	7.0	92	8.1	145	0
12/23/10	320	7.0	325	7.1	320	7.0	315	6.9	320	7.0	88	7.7	1	0
02/02/11	335	7.3	325	7.1	335	7.3	310	6.8	350	7.6	110	9.6	0	0
03/03/11	310	6.8	330	7.2	310	6.8	320	7.0	350	7.6	115	10.1	2	0
04/05/11	310	6.8	310	6.8	300	6.5	275	6.0	300	6.5	500	43.8	12	0
05/12/11	310	6.8	305	6.7	295	6.4	305	6.7	300	6.5	450	39.4	4	0
06/08/11	330	7.2	330	7.2	305	6.7	300	6.5	330	7.2	480	42.0	28	0
07/07/11	340	7.4	340	7.4	315	6.9	300	6.5	330	7.2	400	35.0	18	0
08/01/11	310	6.8	300	6.5	300	6.5	310	6.8	330	7.2	400	35.0	18	0
08/31/11	340	7.4	335	7.3	325	7.1	315	6.9	300	6.5	400	35.0	14	0
09/30/11	300	6.5	300	6.5	305	6.7	315	6.9	315	6.9	425	37.2	22	0
11/02/11	330	7.2	300	6.5	300	6.5	330	7.2	300	6.5	400	35.0	21	0
11/30/11	315	6.9	310	6.8	300	6.5	320	7.0	325	7.1	420	36.8	22	0
12/29/11	325	7.1	345	7.5	320	7.0	340	7.4	330	7.2	850	74.4	47	0
01/31/12	310	6.8	275	6.0	265	5.8	275	6.0	270	5.9	270	23.6	9	0
03/01/12	285	6.2	325	7.1	250	5.4	325	7.1	225	4.9	350	30.7	5	0
03/29/12	310	6.8	325	7.1	320	7.0	320	7.0	330	7.2	680	59.5	32	0
05/21/12	330	7.2	300	6.5	300	6.5	325	7.1	315	6.9	710	62.2	12	0
06/29/12	325	7.1	335	7.3	300	6.5	330	7.2	300	6.5	600	52.5	24	0
07/26/12	325	7.1	345	7.5	340	7.4	325	7.1	325	7.1	328	28.7	45	0
08/30/12	320	7.0	315	6.9	310	6.8	325	7.1	290	6.3	700	61.3	12	0
10/04/12	335	7.3	310	6.8	320	7.0	300	6.5	300	6.5	580	50.8	16	0
11/01/12	305	6.6	300	6.5	300	6.5	325	7.1	320	7.0	800	70.1	10	0
12/06/12	330	7.2	330	7.2	320	7.0	325	7.1	300	6.5	900	78.8	10	0
01/08/13	295	6.4	330	7.2	300	6.5	295	6.4	300	6.5	870	76.2	7	0
01/31/13	300	6.5	295	6.4	310	6.8	315	6.9	310	6.8	650	56.9	5	0
01/31/13	300	6.5	295	6.4	310	6.8	315	6.9	310	6.8	650	56.9	5	0
03/08/13	330	7.2	310	6.8	300	6.5	320	7.0	300	6.5	900	78.8	2	0
04/01/13	350	7.6	350	7.6	340	7.4	300	6.5	340	7.4	320	28.0	6	0
05/02/13	335	7.3	340	7.4	335	7.3	315	6.9	330	7.2	500	43.8	12	0
05/30/13	335	7.3	330	7.2	335	7.3	340	7.4	350	7.6	700	61.3	6	0
07/11/13	340	7.4	335	7.3	330	7.2	320	7.0	315	6.9	800	70.1	13	0
08/06/13	330	7.2	300	6.5	315	6.9	325	7.1	320	7.0	650	56.9	8	0
09/05/13	340	7.4	310	6.8	310	6.8	310	6.8	300	6.5	750	65.7	16	0
10/03/13	355	7.7	345	7.5	330	7.2	340	7.4	330	7.2	800	70.1	9	0
11/06/13	0	0.0	0	0.0	0	0.0	0	0.0	0	0.0	0	0.0	0	0
12/05/13	335	7.3	325	7.1	325	7.1	305	6.6	315	6.9	755	66.1	14	0
01/09/14	300	6.5	320	7.0	315	6.9	315	6.9	300	6.5	800	70.1	13	0
02/04/14	320	7.0	340	7.4	305	6.6	300	6.5	300	6.5	500	43.8	13	0
03/13/14	290	6.3	300	6.5	310	6.8	315	6.9	300	6.5	800	70.1	10	0
04/04/14	300	6.5	320	7.0	300	6.5	350	7.6	360	7.8	1100	96.3	10	0
05/01/14	315	6.9	295	6.4	275	6.0	325	7.1	315	6.9	900	78.8	13	0
06/04/14	290	6.3	330	7.2	300	6.5	335	7.3	330	7.2	1000	87.6	3	0
07/01/14	360	7.8	300	6.5	330	7.2	300	6.5	320	7.0	380	33.3	4	0
08/04/14	300	6.5	335	7.3	320	7.0	305	6.6	300	6.5	600	52.5	4	0
09/04/14	295	6.4	315	6.9	310	6.8	310	6.8	305	6.6	650	56.9	10	0
10/01/14	300	6.5	320	7.0	300	6.5	350	7.6	360	7.8	1100	96.3	10	0
11/03/14	335	7.3	330	7.2	290	6.3	305	6.6	300	6.5	650	56.9	10	0
12/03/14	330	7.2	300	6.5	315	6.9	325	7.1	275	6.0	200	17.5	8	0
01/07/15	300	6.5	300	6.5	300	6.5	275	6.0	300	6.5	300	26.3	9	0
02/05/15	285	6.2	300	6.5	290	6.3	295	6.4	305	6.6	400	35.0	13	0
02/26/15	300	6.5	275	6.0	295	6.4	300	6.5	275	6.0	600	52.5	13	0

APPENDIX E. REMEDIATION SYSTEM PERFORMANCE

Date	AS-1		AS-2		AS-3		AS-4		AS-5		SVE		PID (ppm)	
	ft/min	SCFM	ft/min	SCFM	ft/min	SCFM	ft/min	SCFM	ft/min	SCFM	ft/min	SCFM	IN	OUT
02/26/15	300	6.5	275	6.0	295	6.4	300	6.5	275	6.0	699	61.2	13	0
04/09/15	350	7.6	350	7.6	300	6.5	150	3.3	340	7.4	400	35.0	4	0
05/15/15	300	6.5	330	7.2	315	6.9	120	2.6	320	7.0	400	35.0	13	0
06/19/15	340	7.4	320	7.0	310	6.8	105	2.3	320	7.0	600	52.5	15	0
07/08/14	350	7.6	290	6.3	385	8.4	70	1.5	325	7.1	200	17.5	8	0
08/06/15	329	7.2	290	6.3	300	6.5	100	2.2	290	6.3	390	34.2	9	0
09/11/15	0	0.0	0	0.0	0	0.0	0	0.0	0	0.0	350	30.7	13	0
10/22/15	295	6.4	280	6.1	300	6.5	120	2.6	285	6.2	600	52.5	13	0
11/16/15	315	6.9	350	7.6	325	7.1	112	2.4	315	6.9	500	43.8	13	0
12/15/15	320	7.0	280	6.1	315	6.9	115	2.5	325	7.1	550	48.2	4	0
01/07/16	320	7.0	335	7.3	275	6.0	125	2.7	325	7.1	500	43.8	13	0
02/08/16	330	7.2	285	6.2	280	6.1	125	2.7	350	7.6	500	43.8	13	0
03/04/16	330	7.2	325	7.1	275	6.0	100	2.2	325	7.1	600	52.5	13	0
04/08/16	350	7.6	350	7.6	399	8.7	150	3.3	349	7.6	400	35.0	13	0
05/19/16	340	7.4	300	6.5	300	6.5	130	2.8	305	6.6	550	48.2	3	0
06/14/16	330	7.2	280	6.1	290	6.3	85	1.9	300	6.5	500	43.8	2	0
07/08/16	370	8.1	290	6.3	280	6.1	110	2.4	300	6.5	450	39.4	5	0
08/03/16	290	6.3	300	6.5	290	6.3	125	2.7	275	6.0	550	48.2	1	0
09/29/16	340	7.4	275	6.0	330	7.2	115	2.5	275	6.0	500	43.8	5	0
11/10/16	350	7.6	290	6.3	315	6.9	110	2.4	265	5.8	360	31.5	1	0
12/05/16	350	7.6	290	6.3	300	6.5	110	2.4	335	7.3	500	43.8	1	0
01/06/17	275	6	275	6	300	6.5	85	1.9	290	6.3	450	39.4	5	0
02/07/17	275	6	290	6.3	290	6.3	120	2.6	275	6	490	42.9	1	0
03/09/17	300	6.5	280	6.1	275	6	100	2.2	275	6	280	24.5	3	0
04/03/17	313	6.8	317	6.9	316	6.9	217	4.7	317	6.9	476	41.7	7	0
05/01/17	314	6.8	308	6.7	300	6.5	228	5.0	308	6.7	487	42.7	7	0
06/05/17	320	7.0	315	6.9	304	6.6	237	5.2	316	6.9	524	45.9	6	0
07/03/17	336	7.3	316	6.9	323	7.0	243	5.3	319	6.9	419	36.7	6	0
08/07/17	319	7.0	310	6.8	307	6.7	251	5.5	308	6.7	487	42.7	6	0
09/05/17	294	6.4	280	6.1	285	6.2	240	5.2	275	6.0	478	41.9	8	0